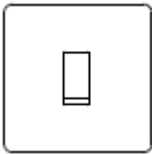
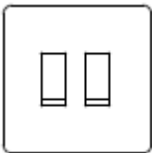
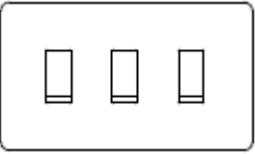
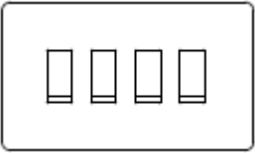
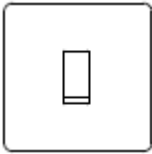

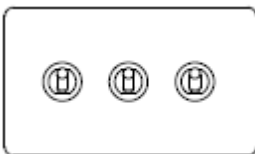




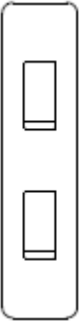
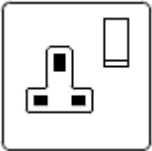
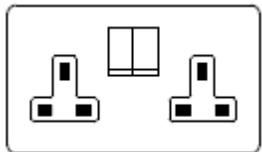


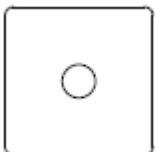

Victorian **Bronze Antique (BMA)** **Data Sheet**

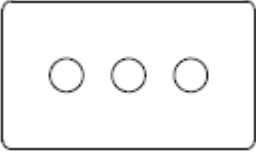
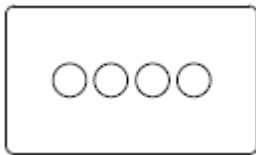
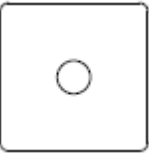

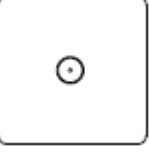
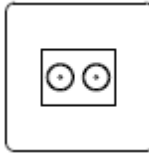
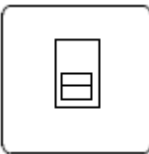
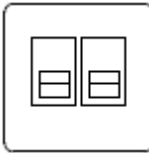
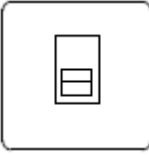
Specifications

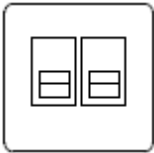
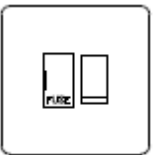
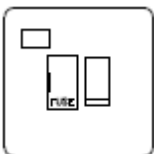
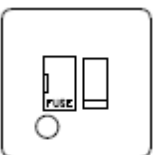
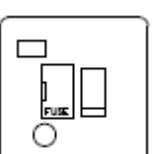
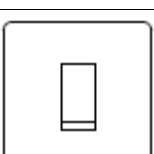
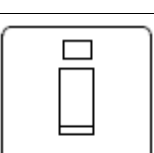

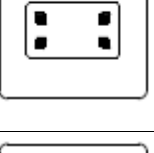
Plate Material	CZ108 Brass
Finish Applied on Plate	Bronze Electrophoretic Lacquer
Single Plate Dimensions	86 x 86mm
Twin Plate Dimensions	146 x 86mm
Screw Type	Pan Head Slotted
Plate Prefix	VBA
Standard Insert Trim Colour	White or Black
Standard Rocker Finish	Bronze


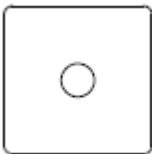
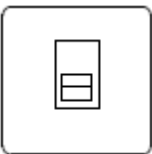
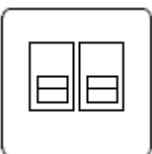
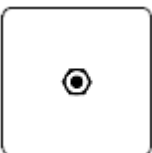
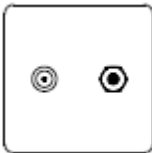
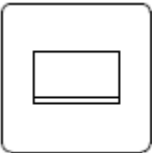
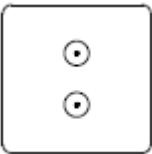
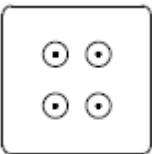
Standard Brochure Items

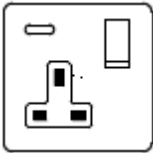
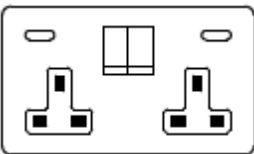
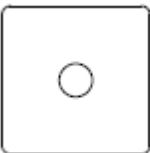
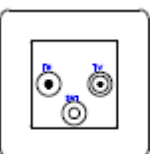
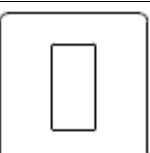
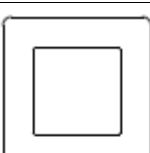
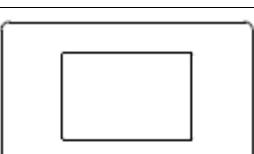


	Product	Description	Plate Size	Wall box
	11.1	1 GANG 20 AMP 2 WAY SWITCH	86 x 86 mm	35mm Single
	11.2	2 GANG 20 AMP 2 WAY SWITCH	86 x 86 mm	35mm Single
	11.3	3 GANG 20 AMP 2 WAY SWITCH	146 x 86 mm	35mm Twin
	11.4	4 GANG 20 AMP 2 WAY SWITCH	146 x 86 mm	35mm Twin
	11.1/3	1 GANG 20 AMP INTERMEDIATE SWITCH	86 x 86 mm	35mm Single
	14.1	1 GANG 20 AMP 2 WAY TOGGLE SWITCH	86 x 86 mm	35mm Single
	14.2	2 GANG 20 AMP 2 WAY TOGGLE SWITCH	86 x 86 mm	35mm Single
	14.3	3 GANG 20 AMP 2 WAY TOGGLE SWITCH	146 x 86 mm	35mm Twin
	14.4	4 GANG 20 AMP 2 WAY TOGGLE SWITCH	146 x 86 mm	35mm Twin

	16.1	1 GANG ARCHITRAVE 20 AMP 2 WAY SWITCH	86 x 35 mm	1715/ZN
	16.2	2 GANG ARCHITRAVE 20 AMP 2 WAY SWITCH	146 x 35 mm	1716/ZN
	18.1	1 GANG 13 AMP SWITCHED SOCKET	86 x 86 mm	35mm Single
	18.2	2 GANG 13 AMP SWITCHED SOCKET	146 x 86 mm	35mm Twin
	19.1	1 GANG 2 AMP UNSWITCHED SOCKET	86 x 86 mm	35mm Single
	20.1	1 GANG 5 AMP UNSWITCHED SOCKET	86 x 86 mm	35mm Single
	21.1	1 GANG 250W 2 WAY DIMMER (mains & low voltage) Leading Edge	86 x 86 mm	35mm Single
	21.2	2 GANG 250W 2 WAY DIMMER (mains & low voltage) Leading Edge	86 x 86 mm	35mm Single

	21.3	3 GANG 250W 2 WAY DIMMER (mains & low voltage) Leading Edge	146 x 86 mm	35mmTwin
	21.4	4 GANG 250W 2 WAY DIMMER (mains & low voltage) Leading Edge	146 x 86 mm	35mmTwin
	22.1	1 GANG 400W 2 WAY DIMMER (mains & low voltage) Leading Edge	86 x 86 mm	35mm Single
	22.2	2 GANG 400W 2 WAY DIMMER (mains & low voltage) Leading Edge	86 x 86 mm	35mm Single
	23.1	1 GANG ISOLATED CO/AXIAL T.V.	86 x 86 mm	35mm Single
	23.2	2 GANG ISOLATED CO/AXIAL T.V.	86 x 86 mm	35mm Single
	24.1	1 GANG BT MASTER OUTLET	86 x 86 mm	35mm Single
	24.2	2 GANG BT MASTER OUTLET	86 x 86 mm	35mm Single
	25.1	1 GANG BT SLAVE OUTLET	86 x 86 mm	35mm Single

	25.2	2 GANG BT SLAVE OUTLET	86 x 86 mm	35mm Single
	26.1	13 AMP SWITCHED FUSE CONNECTION UNIT	86 x 86 mm	47mm Single
	27.1	13 AMP SWITCHED FUSE CONNECTION UNIT C/W NEON	86 x 86 mm	47mm Single
	28.1	13 AMP SWITCHED FUSE CONNECTION UNIT C/W CORD OUTLET	86 x 86 mm	47mm Single
	29.1	13 AMP SWITCHED FUSE CONNECTION UNIT C/W NEON & CORD OUTLET	86 x 86 mm	47mm Single
	32.1	45 AMP COOKER CONTROL SWITCH	86 x 86 mm	35 mm Single
	33.1	45 AMP COOKER CONTROL SWITCH C/W NEON	86 x 86 mm	35mm Single
	36.1	SHAVER SOCKET OUTLET 110/240 VOLTAGE	146 x 86mm	47mm Twin
	37.1	SINGLE BLANK PLATE	86 x 86 mm	35mm Single

	37.2	TWIN BLANK PLATE	146 x 86 mm	35mmTwin
	43.1/SML	1 GANG 700W LV / 1000W MAINS DIMMER SINGLE PLATE	86 x 86 mm	35mm Single
	51.1	1 GANG RJ45 CAT 5/6 OUTLET	86 x 86 mm	35mm Single
	51.2	2 GANG RJ45 CAT 5/6	86 x 86 mm	35mm Single
	54.1	1 GANG SATELLITE SOCKET OUTLET	86 x 86 mm	35mm Single
	55.2	1 GANG TV/SATELLITE SOCKET OUTLET	86 x 86 mm	35mm Single
	56.1	TRIPLE POLE FAN ISOLATOR SWITCH	86 x 86 mm	35mm Single
	67.1	1 GANG SPEAKER SOCKET	86 x 86 mm	35mm Single
	67.2	2 GANG SPEAKER SOCKET	86 x 86 mm	35mm Single

	68.1	1 GANG 13 AMP SWITCHED SOCKET WITH USB CHARGER	86 x 86 mm	35mm Single
	68.2	2 GANG 13 AMP SWITCHED SOCKET WITH USB CHARGERS	146 x 86mm	35mm Twin
	69.1	FLEX OUTLET PLATE	86 x 86 mm	35mm Single
	80.3	TV/FM/SAT TRIPLEX OUTLET	86 x 86 mm	35mm Single
	EUR.1	1 MODULE EURO PLATE 25 X 50MM APERTURE	86 x 86 mm	35mm Single
	EUR.2	2 MODULE EURO PLATE 50 X 50MM APERTURE	86 x 86 mm	35mm Single
	EUR.3	3 MODULE EURO PLATE 75 X 50MM APERTURE	146 x 86mm	35mm Twin
	EUR.4	4 MODULE EURO PLATE 100 X 50MM APERTURE	146 x 86mm	35mm Twin
	BRUSH.1	BRUSH PLATE 50 X 50MM BRUSH	86 x 86 mm	35mm Single

	BRUSH.2	BRUSH PLATE 100 X 50MM BRUSH	146 x 86mm	35mm Twin
---	---------	---------------------------------	------------	-----------

Bespoke Accessories

Focus SB can produce and manufacture bespoke accessories including combination plates and various multi gang plates to meet your exact requirements in this range please contact one of our product consultants for further details.

Fitting of Products

All electrical products must be fitted by a fully qualified electrician, failure to adhere to this voids any warranty on the products.

Interiors

Focus SB utilise various suppliers for the interiors which are supplied with their plates, predominantly used in this range are:

Power outlets and switching modules: Focus-SB LTD

Dimmer Modules: Aurora Projects (UK) LTD

All interiors in this range are designed to run on British Standard 240v current. Non UK standard interiors are available upon specific request, please contact one of product consultants for further details.

Standards Conformance

All switches are designed and tested to BS EN 60669-1 and are suitable for UK metal flush boxes to BS4662. Boxes, plates and grids must be earthed and if fitted outside the UK permission/approval must be obtained by the local or national electricity supplier and/or approvals authority.

13 amp sockets conform to BS1363

5 amp & 2 amp sockets conform to BS546

All switches are CE marked and comply with EU safety and health and environmental requirements as required.

All products supplied by Focus SB in this range in compliance with The EU REACH Directive No 1907/2006 with respect to Substances/Chemical classified as SVHC

Warranty

Interiors: 12-month manufacturer warranty against product fault

Plates: 12-month manufacturer warranty against product fault

Quality Accreditation

Focus SB is ISO 9001:2008 registered by ISOQAR registration number 3930

Country of Manufacture

All Focus SB products are made and produced in England at our factories in St Leonards on Sea.

Contact Details

Focus SB Ltd
Napier Road
St Leonards on Sea
East Sussex
TN38 9NY
England

Tel: +44 (0)1424 858060
Fax: +44 (0)1424 853862
Email: sales@focus-sb.co.uk
Web: www.focus-sb.co.uk

