

Ecophon Super G™ A

For ceilings in school corridors and other environments where there is some risk of mechanical impact. Ecophon Super G A has an exposed grid system, with impact bracing bars or clips keeping the tiles in place. The tiles are demountable.

Connect grid and accessories. The grid is manufactured from galvanized steel.

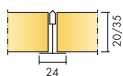
The systems consist of Ecophon Super G A tiles and Ecophon Connect grid systems, with an approximate weight of 3-4 kg/m². The tiles are manufactured from high density, 3rd generation glass wool. The visible surface has a strong glass fibre fabric and the back of the tile is covered with glass tissue. The edges are primed or natural.

For best performance and system quality, use Ecophon




Carden, Leiderdorp, Netherlands


SYSTEM RANGE



Size, mm	600x600	600x600	1200x600	1200x600	XL 1600x600	XL 1800x600	XL 2000x600	XL 2400x600
T24	•	•	•	•	•	•	•	•
Thickness	20	35	20	35	35	35	35	35
Inst. Diag.	M199	M55	M199	M55	M55	M55	M55	M55



Super G A tile



Section of Super G A system with Connect T24



Super G A system



Super G A with Connect Impact bracing

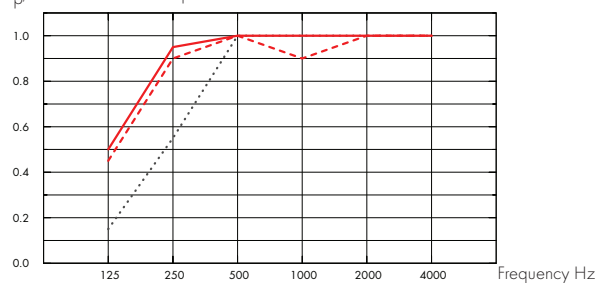


Acoustic

Sound Absorption:

Test results according to EN ISO 354. Classification according to EN ISO 11654, and the single value ratings for Noise Reduction Coefficient, NRC and Sound Absorption Average, SAA according to ASTM C 423.

α_p Practical sound absorption coefficient



--- Super G A 20 mm, 200 mm o.d.s.

... Super G A 35 mm, 50 mm o.d.s.

— Super G A 35 mm, 200 mm o.d.s.

o.d.s = overall depth of system

THK mm	o.d.s. mm	α_p Practical sound absorption coefficient						α_w	Sound absorption class
		125 Hz	250 Hz	500 Hz	1000 Hz	2000 Hz	4000 Hz		
20	200	0,45	0,90	1,00	0,90	1,00	1,00	1,00	A
35	50	0,15	0,55	1,00	1,00	1,00	1,00	0,85	B
35	200	0,50	0,95	1,00	1,00	1,00	1,00	1,00	A

THK mm	o.d.s. mm	NRC	SAA
35	50	0,90	0,92
35	200	1,00	0,97



Accessibility

The tiles are secured in the grid, but demountable.



Cleanability

Daily dusting and vacuum cleaning. Weekly wet wiping.



Visual appearance

White 085. Nearest NCS colour sample: S 1002-Y. Light reflectance: 78%.



Influence of climate

The tiles withstand a permanent ambient RH up to 95% at 30°C without sagging, warping or delaminating (ISO 4611).



Indoor Climate

Certificate / Label

Europe

EN
13501-1



Environmental influence

Certificate / Label

Europe

EN
13501-1

Fully recyclable.



Fire safety

Country	Standard	Class
Europe	EN 13501-1	A2-s1,d0

The glass wool core of the tiles is tested and classified as non-combustible according to EN ISO 1182. The systems are classified as fire protective covering according to NT FIRE 003.



Mechanical properties

M199 is tested and classified as 3A and M55 is tested and classified as 2A according to EN 13964 annex D. See table about Max live load and Min load bearing and Functional demands, Mechanical properties at www.ecophon.com.



Installation

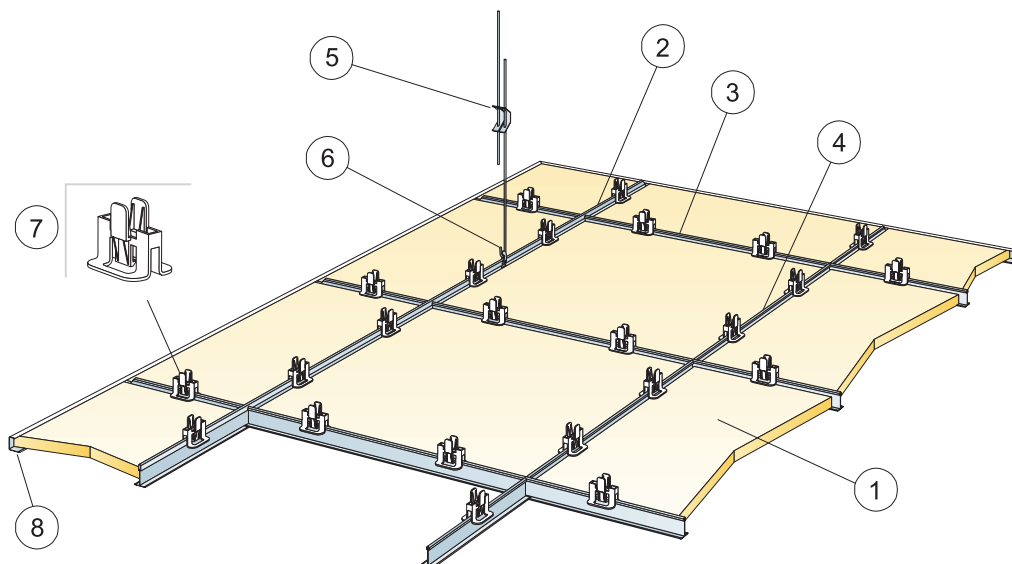
Installed according to installation diagrams, installation guides and drawing aid. (The tiles have to be installed according to the arrows on the back of the tile.)



CE

The CE marking confirms important product performance such as sound absorption, emissions, fire safety and load bearing capacity. All Ecophon ceiling products are CE marked according to European standard EN13964, and individual product performance is declared in Declaration of Performance (DoP) documents.

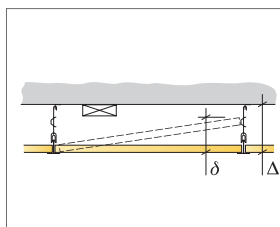
INSTALLATION DIAGRAM (M199) FOR ECOPHON SUPER G A (20MM)



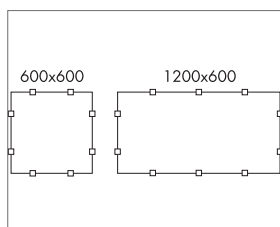
© Ecophon Group

QUANTITY SPECIFICATION (EXCL. WASTAGE)

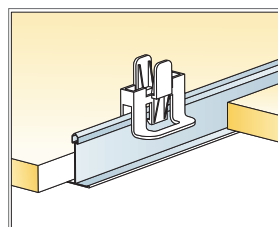
		Size, mm	
		600x600	1200x600
1	Super G A	2,8/m ²	1,4/m ²
2	Connect T24 Main runner, installed at 1200 mm centres (max distance from wall 300 mm)	0,9m/m ²	0,9m/m ²
3	Connect T24 Cross tee, L=1200 mm, installed at 600 mm centres	1,7m/m ²	1,7m/m ²
4	Connect T24 Cross tee, L=600 mm	0,9m/m ²	-
5	Connect Adjustable hanger, installed at 1200 mm centres (max. distance from wall 600 mm)	0,7/m ²	0,7/m ²
6	Connect Hanger clip (secured with screw)	0,7/m ²	0,7/m ²
7	Connect Hygiene clip 20 0172	11/m ²	7/m ²
8	Connect Channel trim 0532	as required	as required
Δ Min. overall depth of system: 150 mm			
δ Min. demounting depth: 150 mm (non-clipped panel)			



See Quantity specification



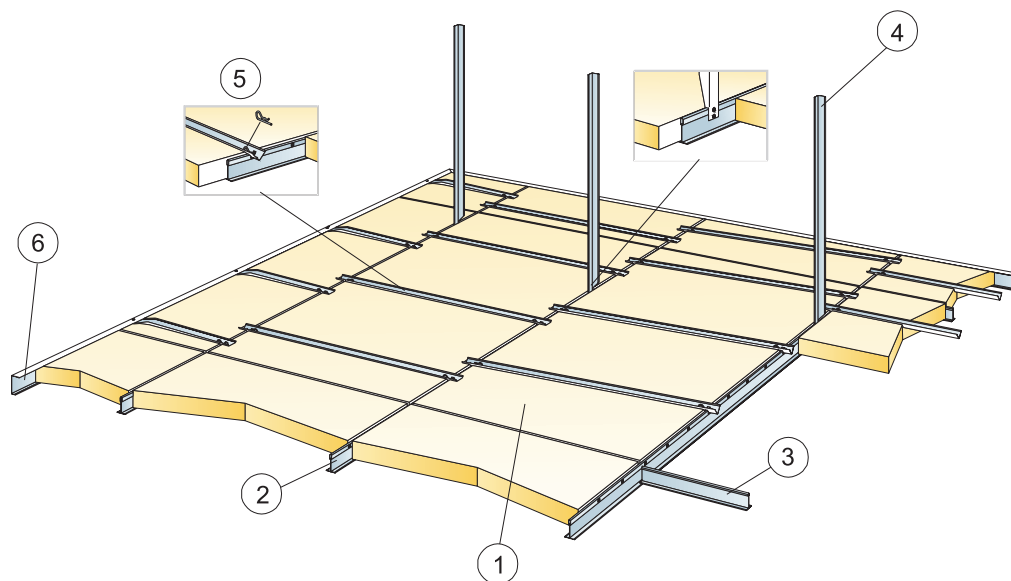
Arrangement of clips



Clip for keeping tiles in place

Size, mm	Max live load [N]	Min load bearing capacity [N]
600x600	50	160
1200x600	50	160

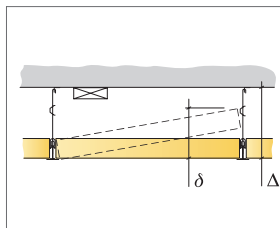
Live load/load bearing capacity



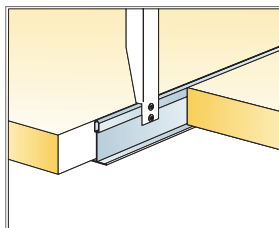
© Ecophon Group

QUANTITY SPECIFICATION (EXCL. WASTAGE)

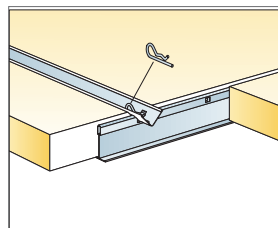
		Size, mm					
		600x600	1200x600	1600x600	1800x600	2000x600	2400x600
1	Super G A and Super G A XL	2,8/m ²	1,4/m ²	1,05/m ²	0,95/m ²	0,85/m ²	0,7/m ²
2	Connect T24 Main runner, installed at 600 mm centres	1,7m/m ²	1,7m/m ²	1,7m/m ²	1,7m/m ²	1,7m/m ²	1,7m/m ²
3	Connect T24 Cross tee, L=600 mm	1,7m/m ²	0,9m/m ²	0,65m/m ²	0,6m/m ²	0,5m/m ²	0,45m/m ²
4	Rigid hanger made of Connect Angle trim, max. L=1200 mm at 1200 mm centres	1,4/m ²	1,4/m ²	1,4/m ²	1,4/m ²	1,4/m ²	1,4/m ²
5	Connect Impact Bracing (Split pins included)	5,6/m ²	4,2/m ²	4,2/m ²	4,7/m ²	4,2/m ²	4,2/m ²
6	Connect Channel trim 0261, fixed at 300 mm centres	as required	as required	as required	as required	as required	as required
Δ Min. overall depth of system: 200 mm		-	-	-	-	-	-
δ Min. demounting depth: 200 mm (for tile without Impact bracing)		-	-	-	-	-	-



See Quantity specification



Detail of suspension



Connection between profiles with split pin

Size, mm	Max live load [N]	Min load bearing capacity [N]
600x600	40	160
1200x600	40	160
1600x600	40	160
1800x600	40	160
2000x600	40	160
2400x600	40	160

Live load/load bearing capacity