

# Ecophon Master™ F

Suitable for schools, open plan offices or other premises where strict demands are made on good acoustics and speech intelligibility. Ecophon Master F is installed directly to an existing plaster ceiling, boarding, battens or concrete, creating a ceiling with a smooth appearance. The bevelled edges create a narrow groove between each tile. The tiles are not demountable.

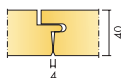
The tiles are manufactured from high density, 3rd generation glass wool. The visible surface has an Akutex™ FT coating and the back of the tile is covered with glass tissue. The edges are reinforced and painted. The weight is approximately 5 kg/m².

Ecophon recommend Connect screws for a quick and secure installation.




Wolkent Kindergarten, Wolkent, Germany


## SYSTEM RANGE




Size, mm	600x600	1200x600
Direct	•	•
Thickness	40	40
Inst. Diag.	M52	M52



Master F tile



Section of Master F system with tongue and groove



Master F system



Master F is installed by screw fixing

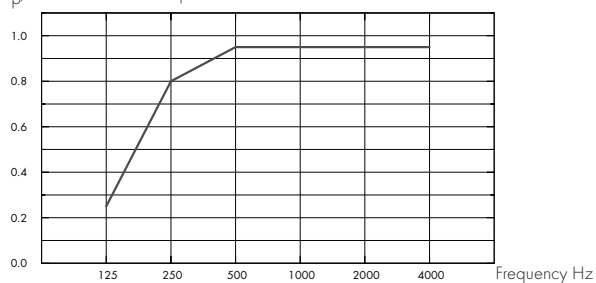


## Acoustic

### Sound Absorption:

Test results according to EN ISO 354. Classification according to EN ISO 11654, and the single value ratings for Noise Reduction Coefficient, NRC and Sound Absorption Average, SAA according to ASTM C 423.

$\alpha_p$  Practical sound absorption coefficient



— Master F 40 mm, 40 mm o.d.s.

o.d.s = overall depth of system

THK mm	o.d.s. mm	$\alpha_p$ Practical sound absorption coefficient						$\alpha_w$	Sound absorption class
		125 Hz	250 Hz	500 Hz	1000 Hz	2000 Hz	4000 Hz		
40	40	0,25	0,80	0,95	0,95	0,95	0,95	0,95	A



## Accessibility

The tiles are demountable.



## Cleanability

Daily dusting and vacuum cleaning. Weekly wet wiping.



## Visual appearance

White Frost, nearest NCS colour sample S 0500-N, 85% light reflectance (of which more than 99% is diffuse reflection). Retro reflection coefficient 63 mcd/(m<sup>2</sup>lx). Gloss < 1.



## Influence of climate

The tiles withstand a permanent ambient RH up to 95% at 30°C without sagging, warping or delaminating (ISO 4611).



## Indoor Climate

Certificate / Label

Europe

EN  
13501-1





## Environmental influence

### Certificate / Label

Europe

EN  
13501-1

Fully recyclable.



## CO<sub>2</sub>

Kg CO<sub>2</sub> equiv/m<sup>2</sup>

6,98

From EPD in conformity with ISO 14025 / EN 15804



## Fire safety

### Country

Europe

### Standard

EN 13501-1

### Class

A2-s1,d0

The glass wool core of the tiles is tested and classified as non-combustible according to EN ISO 1182.

The systems are classified as fire protective covering according to NT FIRE 003.



## Mechanical properties

Additional live load has to be fixed to the soffit.



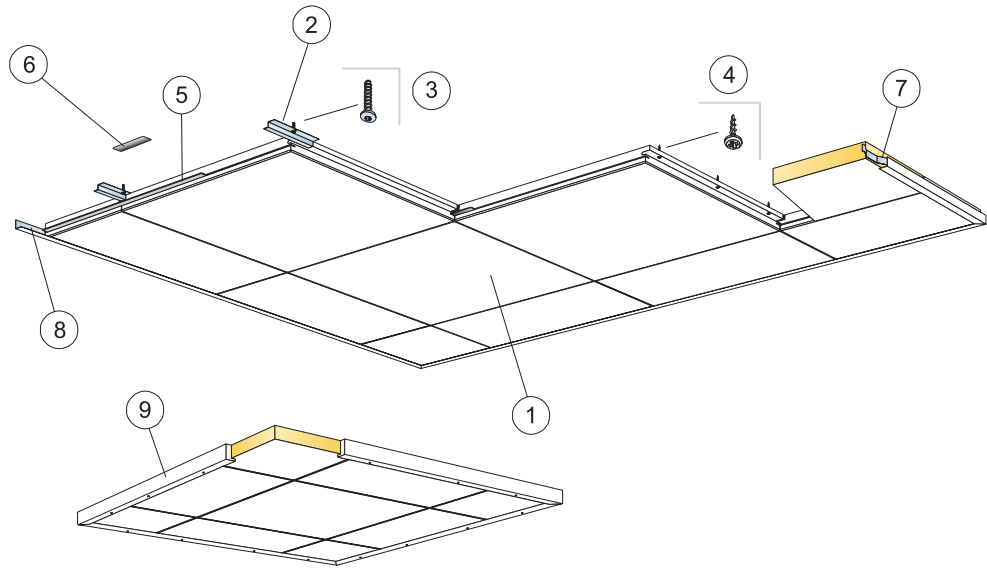
## Installation

Installed according to installation diagrams, installation guides and drawing aid. For information regarding minimum overall depth of system see quantity specification. For best result the surface should be even, however an acceptable result could be achieved on slightly uneven surfaces. If very uneven surfaces - installation of furring (evenly spaced timber battens) as the substrate for the tiles is recommended.



## CE

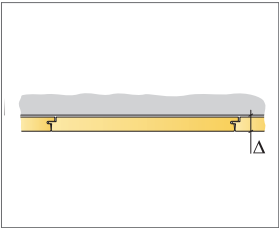
The CE marking confirms important product performance such as sound absorption, emissions, fire safety and load bearing capacity. All Ecophon ceiling products are CE marked according to European standard EN13964, and individual product performance is declared in Declaration of Performance (DoP) documents.



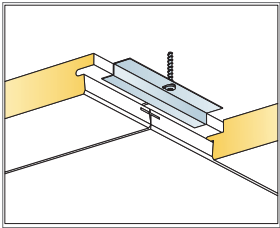
© Ecophon Group

QUANTITY SPECIFICATION (EXCL. WASTAGE)

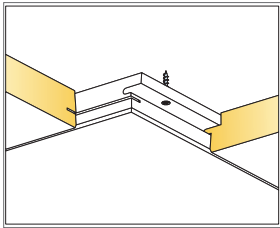
		Size, mm	
		600x600	1200x600
1	Master F	2,8/m <sup>2</sup>	1,4/m <sup>2</sup>
2	Connect Direct fixing plate F, installed at 600 mm centres (for use in concrete)	2,8/m <sup>2</sup>	2,8/m <sup>2</sup>
3	Connect Anchor screw, installed at 600 mm centres (for use in concrete)	2,8/m <sup>2</sup>	2,8/m <sup>2</sup>
4	Connect Installation screw MVL (for use in plasterboard or timber) (1000 pcs)	8,3/m <sup>2</sup>	7/m <sup>2</sup>
5	Not required in the United Kingdom	2,8/m <sup>2</sup>	1,4/m <sup>2</sup>
6	Connect Spline, L=150 mm	2,8/m <sup>2</sup>	1,4/m <sup>2</sup>
7	Connect Wall spring spacer 0087	1/panel in the last row	2/panel in the last row
8	Connect Angle trim, fixed at 300 mm centres	as required	as required
9	For use when installing in islands: Connect Wood trim 2571, L=3000, fixed at 500 mm centres	as required	as required
Δ Min. overall depth of system: 40 mm		-	-
δ Min. demounting depth: The system is non-demountable		-	-



See Quantity specification



Installation in concrete



Installation in plasterboard or timber

Size, mm	Max live load [N]	Min load bearing capacity [N]
600x600	-	-
1200x600	-	-

Live load/load bearing capacity