

## Exterior door contents





90

Exterior traditional  
Mortice & Tenon

---



Exterior  
contemporary

---



94

Exterior oak  
'Part L'

---



96

Exterior  
composite doors

---



Exterior  
softwood panel

---



100

Exterior matchboard  
and garage

---



102


Exterior flush  
and glazed fire

---

Richmond M&T



Kensington M&T  
M 29



Richmond M&T  
M 29



Carolina M&T  
M 29



Colonial M&T  
M 29

- A brand new range of traditional Mortice & Tenon exterior doors available in a range of popular traditional styles, sizes and finishes.
- Traditional mortise and tenon joint construction for maximum strength between stiles and rails.
- Real hardwood Meranti veneer to both faces of the door, which maintains a consistent grain structure throughout.
- All glazed doors supplied with toughened double glazed units to help reduce heat loss and increase sound proofing.
- Raised and fielded panels give definition and depth to the door.
- High moisture resistant MDF panels, eliminating expansion and contraction.
- Panels are sealed into stiles and rails to prevent moisture penetration.
- Richmond and Kensington designs offered as glazed and unglazed options.
- Recommended for refurbishment and replacement projects only.
- Glass toughened in accordance with European Standard BS EN 12150.
- Door thickness 44mm (1¾").
- Supplied unfinished ready for staining or painting.
- FSC® chain of custody.

Door size	Kensington M&T		Kensington unglazed M&T		Richmond M&T		Richmond unglazed M&T		Carolina M&T		Colonial M&T	
	Code	Price	Code	Price	Code	Price	Code	Price	Code	Price	Code	Price
838 x 1981 x 44mm (2' 9" x 6' 6")	81713	£375.00	81711	£260.00	81702	£375.00	81700	£260.00	81705	£430.00	81708	£400.00
813 x 2032 x 44mm (2' 8" x 6' 8")	81714	£375.00	-	-	81703	£375.00			81706	£430.00	81709	£400.00
762 x 1981 x 44mm (2' 6" x 6' 6")	81712	£375.00	81710	£260.00	81701	£375.00			81704	£430.00	81707	£400.00

Weatherboard	Code	Price
930mm	46979	£16.00







Croft solid stable glazed



- A new and expanded range of modern exterior oak and hardwood doors available with a choice of contemporary glazing styles.
- Full slab construction using high moisture resistant MDF with hardwood lipping all round gives maximum stability and minimises timber movement.
- Croft solid and glazed doors feature real hardwood Meranti veneer to both faces of the door, which maintains a consistent grain structure throughout.
- Milano and Croft 4 light glazed doors feature an Oak veneer to both door faces.
- All glazed doors supplied with toughened double glazed units to help reduce heat loss and increase sound proofing.
  - Grooved panel sections feature clean horizontal and vertical lines.
  - Solid construction eliminates the need for joints between components.
  - High density slab constructions allows for excellent screw retention.
  - Recommended for refurbishment and replacement projects only.
  - Glass toughened in accordance with European Standard BS EN 12150.
  - Door thickness 44mm (1 3/4").
  - Supplied unfinished ready for staining or painting.
  - FSC® chain of custody.
  - For matching internal doors, see page 40.

Croft solid **M 2.1**Croft solid glazed **M 2.2**Croft solid stable glazed **M 2.2**Croft solid 4 light oak glazed **M 2.2**Milano solid oak **M 2.1**Milano solid oak glazed **M 2.4**

Door size	Croft solid		Croft solid glazed		Croft solid stable glazed		Croft solid 4 light oak glazed		Milano solid oak		Milano solid oak glazed	
	Code	Price	Code	Price	Code	Price	Code	Price	Code	Price	Code	Price
838 x 1981 x 44mm (2' 9" x 6' 6")	81804	£400.00	81801	£460.00	81810	£540.00	81807	£575.00	81814	£400.00	81812	£545.00
813 x 2032 x 44mm (2' 8" x 6' 8")	81805	£400.00	81802	£460.00	81811	£540.00	81808	£575.00	81815	£400.00	81813	£545.00
762 x 1981 x 44mm (2' 6" x 6' 6")	81803	£400.00	81800	£460.00	81809	£540.00	81806	£575.00				

Weatherboard	Code	Price
930mm	46979	£16.00





**new**

# Exterior oak 'Part L'

Chatsworth part L



- Our new range of exterior 'Part L' doors are available in a range of popular styles and sizes and all are FSC® certified.
- Exciting new options include the popular Abbey, contemporary Chatsworth and bestselling Croft design. The Croft also has an accompanying Stable door option making it an extremely versatile choice.
- Supplied fully glazed for swift on-site installation.
- This new range has a design choice to suit almost any project.
  - Dowel joint construction ensures maximum strength between the stiles and rails.
  - Insulated multiple pane glazing units with toughened glass to outer and inner panes for added security.
  - Real wood white oak veneer to both faces of the door.
  - Panels to maximise heat retention allowing the door to meet current Part L building regulations.
  - Panels sealed into stiles and rails to prevent moisture penetration.
  - Door thickness 44mm (1¾").
  - Supplied unfinished ready for staining or painting.
  - FSC® chain of custody.



Croft Part L triple glazed U 1.80



Croft stable Part L triple glazed U 1.80



Chatsworth Part L double glazed U 1.80



Abbey Part L double glazed U 1.80



Penrhyn Part L U 1.60

Door size	Croft Part L		Croft stable Part L		Chatsworth Part L		Abbey Part L		Penrhyn Part L	
	Code	Price	Code	Price	Code	Price	Code	Price	Code	Price
838 x 1981 x 44mm (2' 9" x 6' 6")	81900	£575.00	81902	£645.00	81904	£660.00	81906	£660.00	81908	£545.00
813 x 2032 x 44mm (2' 8" x 6' 8")	81901	£575.00	81903	£645.00	81905	£660.00	81907	£660.00	81909	£545.00

Weatherboard	Code	Price
930mm	46979	£16.00



Exterior entrance doors for use in all new build and as replacement doors are required to have a thermally efficient "U" value. The "U" value required for a particular application will be given in the local building regulations. The "U" values quoted in this Range Guide are manufacturer's calculations based the door leaf being hung in a timber frame to produce a doorset size 1000mmx2000mm. These values should be low enough to meet the requirements of Part L of the building regulations for England and Wales. Please check that these values are low enough to meet the requirements in the area where they will be installed prior to ordering.







# Exterior composite doors



6 panel

6 panel top light

4 panel 1 light

4 panel 2 light \*\*



Cottage



All doors also available as Black/White (excludes Cottage)

- Can be fitted into any existing door frame.
- Hard wearing, impact resistant, grained effect GRP door skin gives appearance of painted wood.
- Timber rails and stiles mean the door leaf can be machined as a timber door leaf.
- Trimmable and easy to machine to match up to existing door frames, ideal for replacement projects.
- High density polyurethane foam core, offers good thermal and sound insulation.
- Pre-coloured and semi-gloss coat finish, so no face decoration required.\*
- Available in White/White or Black / White colours (excluding cottage).
- Inside face always supplied White regardless of colour of external face.
- Fully finished matching cassette, if glazed.
- Obscure 'Waterfall' effect design laminated glass with weather seal included on glazed doors.
- Supplied un-prepped for hinges, locks and letterplates so not handed.
- All designs suitable as front or rear doors.
- Each door supplied with a silver rain deflector (850mm) – additional hardware available if required.
- Can be trimmed up to 6mm on each side and up to 20mm on bottom edge.\*
- A choice of three hardware packs available.

Door size	6 panel White / White		6 panel top light White / White		4 panel 1 light White / White		4 panel 2 light White / White		Cottage White / White	
	Code	Price	Code	Price	Code	Price	Code	Price	Code	Price
838 x 1980 x 44mm (2' 9" x 6' 6")	44900	£230.00	44902	£320.00	44904	£390.00	44906	£430.00	44908	£320.00

Door size	6 panel Black / White		6 panel top light Black / White		4 panel 1 light Black / White		4 panel 2 light Black / White	
	Code	Price	Code	Price	Code	Price	Code	Price
838 x 1980 x 44mm (2' 9" x 6' 6")	44901	£250.00	44903	£340.00	44905	£410.00	44907	£450.00

Hardware packs	Hardware pack 1 Front door with multipoint Lock		Hardware pack 2 Front door with 5 lever lock		Hardware pack 3 Rear door with 5 lever lock	
	Code	Price	Code	Price	Code	Price
	44950	£130.00	44951	£60.00	44952	£50.00


\*All exposed timber after trimming or machining for hardware must be primed and painted to prevent moisture ingress. Failure to do this could invalidate warranty.

\*\* 4 panel 2 light door is supplied with a section of horizontal grain panel between the two lights.



Obscure 'Waterfall' glazing detail





## Hardware pack options

### Hardware pack 1 Front door with multipoint lock

1. Sienna lever handle, polished chrome
2. Multi point lock
3. Double sever-secure cylinder, 35/35, nickel plated
4. Letterplate, silver frame, polished stainless steel flap
5. Zinc plated 4x4 loose pin hinges (1.5 pairs)



### Hardware pack 2 Front door with 5 lever lock

1. Silver 65mm 5 lever sashlock, BS3621 kitemarked
2. Letterplate, silver frame, polished stainless steel flap
3. Zinc plated 4x4 loose pin hinges (1.5 pairs)



### Hardware pack 3 Rear door with 5 lever lock

1. Silver 65mm 5 lever sashlock, BS3621 kitemarked
2. Zinc plated 4x4 loose pin hinges (1.5 pairs)



To maintain warranty only use recommended hardware packs.

# Exterior softwood panel

- For a cost effective replacement or refurbishment door, Premdor exterior panel doors are available in a number of traditional designs.
- Available from stock, softwood panel doors help retain the traditional features of your property during refurbishment.
- Supplied pre-beaded for easy on-site glazing.
- Matching door frames available, see page 104-105.
- It is advised that this range is used for refurbishment and replacement projects only and not on new builds.
- Doors in this range are not typically Building Regulation Part L compliant, (see page 112 for further details).
- Dowel and glued construction.
- Softwood panel doors are not available factory glazed, finished, serviced or as a doorset.
- Selected softwood material, with engineered components, used at our option.
- Doors are unfinished ready for on site paint or stain finishing.
- Doors supplied un-glazed.
- Glazing beads supplied as standard.
- Door thickness of 44mm (1<sup>3</sup>/<sub>4</sub>").



10 softwood



2XG softwood



2XGG softwood



KXT softwood



SC softwood



SA softwood

Door size	10 softwood panel		2XG softwood panel		2XGG softwood panel		KXT softwood panel		SC softwood panel		SA softwood panel	
	Code	Price	Code	Price	Code	Price	Code	Price	Code	Price	Code	Price
838 x 1981 x 44mm (2' 9" x 6' 6")	52014	£170.00	52314	£200.00	51714	£200.00	75814	£305.00	75514	£305.00	75314	£305.00
762 x 1981 x 44mm (2' 6" x 6' 6")	52011	£170.00	52311	£200.00	51711	£200.00	75811	£305.00	75511	£305.00	75311	£305.00



20 softwood pair



22 softwood pair

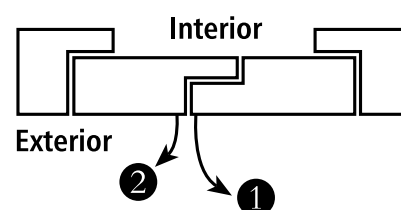


2SA softwood pair

Pair door size	20 softwood panel pair		22 softwood panel pair		2SA softwood panel pair	
	Code	Price	Code	Price	Code	Price
1168 x 1981 x 44mm (3' 10" x 6' 6")	52112	£330.00	52212	£390.00	76312	£600.00
1107 x 2000 x 44mm metric	52113	£330.00				

## Pairs

Pairs of doors are supplied rebated at meeting stiles and open right hand pull first. See diagram for clarification. Example shown is open out configuration.



Weatherboard	Code	Price
930mm	45179	£16.00









# Exterior matchboard and garage

- Improved specification on matchboard doors.
- Basic in design and traditional in appearance – but always the first choice for outbuildings or where a more traditional garage door design is preferred.
- These competitively priced doors are all available from stock.
- The traditional and rustic appearance make these doors ideal for paint finishing.
- Selected softwood.
- Doors are suitable for paint or joinery quality high build stain finish.
- Components may be finger jointed, (see page 112).

- LB doors are supplied with fixed braces. LB doors and FLB doors are not recommended for internal use or for use as a domestic entrance door. FLB doors are supplied loose pinned for on-site handing.
- Doors are not available factory glazed, finished, serviced or as a doorset.
- LB and FLB doors have FSC® chain of custody.
- FLB doors are 44mm thick with 14mm boards. LB doors use 18mm board with 20mm braces.
- Doors supplied ready for prompt on site painting.
- GTF suitable for single or double (14mm) glazing.



Matchboard FLB



Matchboard LB

Door size	Matchboarded FLB		Matchboarded LB	
	Code	Price	Code	Price
838 x 1981 (2' 9" x 6' 6")	57414	£130.00	57314	£103.00
813 x 2032 (2' 8" x 6' 8")	57439	£130.00	–	–
762 x 1981 (2' 6" x 6' 6")	57411	£130.00	57311	£103.00
686 x 1981 (2' 3" x 6' 6")	57416	£130.00	57316	£103.00
610 x 1981 (2' 0" x 6' 6")	57417	£130.00	57317	£103.00


Door size	GTF garage (pair)		GTG garage (pair)	
	Code	Price	Code	Price
2134 x 1981 x 44mm (7' 0" x 6' 6")	–	–	30350	£424.00
2134 x 2134 x 44mm (7' 0" x 7' 0")	30353	£471.00	–	–




1 year guarantee applies to GTF & GTG garage doors.



GTF garage (pair)



GTG garage (pair)



# Exterior flush and glazed fire

- This popular and cost effective door is ideal for commercial applications.
- Ideal for locations where a practical, cost effective door is required.
- Flush doors are lipped on the long edges, the Standard core specification is cellular and blocked where appropriate for ironmongery.
- A range of complementary door frames are available, see pages 104-105.
- It is advised that this range is used for refurbishment and replacement projects only and not on new builds.
- Doors in this range are not typically Building Regulation Part L compliant, (see page 112 for further details).
- Flush doors used in exterior positions face particularly harsh performance requirements. Please note variance in temperature and moisture levels between the outside and inside faces can often be considerable, causing distortion in the door, which is excluded from the Premdor guarantee.
- Fire door option available on selected items.
- Flush doors are ready for on site paint finishing and must be fully finished on faces and all edges **before** installation.
- Glass openings have equal side margins.
- Standard core doors are supplied apertured only, un-glazed.
- Fireshield doors are supplied with clear wired fire rated glass.
- Option Plus factory servicing is available on application, (see page 76).



F1X flush



F2X flush



F4X flush

Door Size		F1X flush		F2X flush		F4X flush	
		Code	Price	Code	Price	Code	Price
Standard Core	838 x 1981 x 44mm (2' 9" x 6' 6")	21114	£104.00	21214	£152.00	21414	£182.00
	813 x 2032 x 44mm (2' 8" x 6' 8")	21139	£104.00	21239	£152.00	21439	£182.00
	762 x 1981 x 44mm (2' 6" x 6' 6")	21111	£104.00	21211	£152.00	21411	£182.00
	686 x 1981 x 44mm (2' 3" x 6' 6")	21116	£104.00	-	-	-	-
	610 x 1981 x 44mm (2' 0" x 6' 6")	21117	£104.00	-	-	-	-
	826 x 2040 x 44mm Standard Metric	21138	£104.00	-	-	-	-
	726 x 2040 x 44mm Standard Metric	21137	£104.00	-	-	-	-
	807 x 2000 x 44mm Standard Metric	21148	£104.00	21248	£152.00	21448	£182.00
Fireshield	914 x 1981 x 44mm (3' 0" x 6' 6")	22355	£150.00	-	-	-	-
	864 x 1981 x 44mm (2' 10" x 6' 6")	22377	£150.00	-	-	-	-
	838 x 1981 x 44mm (2' 9" x 6' 6")	22314	£129.00	22460	£289.00	22468	£415.00
	813 x 2032 x 44mm (2' 8" x 6' 8")	22339	£129.00	22461	£289.00	22469	£415.00
	762 x 1981 x 44mm (2' 6" x 6' 6")	22311	£129.00	22462	£289.00	22470	£415.00
	686 x 1981 x 44mm (2' 3" x 6' 6")	22316	£129.00	-	-	-	-
	926 x 2040 x 44mm Standard metric	22329	£150.00	-	-	-	-
	826 x 2040 x 44mm Standard Metric	22338	£129.00	-	-	-	-
Firemaster	726 x 2040 x 44mm Standard Metric	22337	£129.00	-	-	-	-
	807 x 2000 x 44mm Standard Metric	22348	£129.00	22463	£289.00	22471	£415.00
Firemaster	838 x 1981 x 54mm (2' 9" x 6' 6")	24114	£503.00	-	-	-	-
	762 x 1981 x 54mm (2' 6" x 6' 6")	24111	£503.00	-	-	-	-



FACTORY SUPPLIED PLUS

Options can be ordered on all doors where suitable.

- Non standard sizes.
- Factory priming (F1X face only).
- Factory glazing.
- Factory machining for hinges and/or latches.
- Supply and fit intumescent seals to Fire doors.
- Please see page 76 for further information.
- Fireshield FD30 fire rated.
- Firemaster FD60 fire rated.

Apertured dimensions to suit door size	Door Size	F2X flush		F4X flush	
		Width	Height	Width	Height
	838mm x 1981mm	584mm	483mm	584mm	787mm
	813mm x 2032mm	559mm	533mm	559mm	838mm
	762mm x 1981mm	508mm	483mm	508mm	787mm
	807mm x 2000mm	553mm	502mm	553mm	806mm







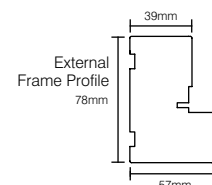
# Exterior timber door frames

- Door frames are an essential component within any door installation.
- Timber door frames are supplied in selected softwood with hardwood cills.
- Exterior timber door frames are available in most popular door sizes.
- Exterior frames are weather stripped as standard, and can be ordered with low level weatherbar for use in Building Regulation 'Part M' compliance situations by specifying the 'Mobility Range'.
- Interior fire door frames are supplied with intumescent strip as standard.
- Softwood frames are Redwood with 'honey' stain base coat.
- Garage door frames have mortice and tenon joints, square sections ex 67 x 67mm (supplied unassembled). When assembled the frames have the door opening as shown.
- Redwood FD30 frames supplied 'honey' stained.
- FD60 Firemaster and FD30 Fireshield frames grooved and fitted with intumescent strips as standard.
- Low level threshold weather bar set supplied as standard on mobility frame designs.
- Weather stripped as standard.
- FSC® Chain of custody applies to all frames without hardwood thresholds.
- Guaranteed for 30 years against fungal attack and rot.
- Guaranteed for 10 years against manufacturing defects.

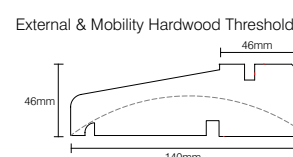


External timber door frames	Single door opening inwards (with hardwood threshold)			Single door opening outwards (with hardwood threshold)			Single door reversible (without threshold)		
Door size	Code	Overall frame size	Price	Code	Overall frame size	Price	Code	Overall frame size	Price
686 x 1981mm (2' 3" x 6' 6")	—	—	—	FWXS23	768 x 2075mm	£110.00	FWN23	768 x 2023mm	£90.00
762 x 1981mm (2' 6" x 6' 6")	FWNS26	844 x 2075mm	£110.00	FWXS26	844 x 2075mm	£110.00	FWN26	844 x 2023mm	£90.00
813 x 2032mm (2' 8" x 6' 8")	FWNS28	895 x 2126mm	£110.00	FWXS28	895 x 2126mm	£110.00	FWN28	895 x 2074mm	£90.00
838 x 1981mm (2' 9" x 6' 6")	FWNS29	920 x 2075mm	£110.00	FWXS29	920 x 2075mm	£110.00	FWN29	920 x 2023mm	£90.00
807 x 2000mm Standard Metric	FWNS807	889 x 2094mm	£110.00	FWXS807	889 x 2094mm	£110.00	FWN826	908 x 2082mm	£90.00
926 x 2040mm Standard Metric	—	—	—	FWXS926	1008 x 2134mm	£110.00	FWN926	1008 x 2082mm	£100.00

External timber door frames	Pair of doors opening inwards (with hardwood threshold)			Pair of doors opening outwards (with hardwood threshold)		
Door size	Code	Overall frame size	Price	Code	Overall frame size	Price
914 x 1981mm (3' 0" x 6' 6")	—	—	—	FWXS30	996 x 2075mm	£150.00
1168 x 1981mm (3' 10" x 6' 6")	FWNS310	1250 x 2075mm	£150.00	FWXS310	1250 x 2075mm	£150.00
1512 x 1981mm (4' 11 1/2" x 6' 6")	FWNS1512	1594 x 2075mm	£205.00	FWXS1512	1594 x 2075mm	£205.00
1664 x 1981mm (5' 5 1/2" x 6' 6")	—	—	—	FWXS1664	1746 x 2075mm	£205.00
1107 x 2000mm Standard Metric	—	—	—	4FWXS	1187 x 2094mm	£150.00




External mobility range	Single door opening inwards (with hardwood threshold and low level weatherbar)			Single door opening inwards (without threshold but with low level weatherbar)		
Door size	Code	Overall frame size	Price	Code	Overall frame size	Price
838 x 1981mm (2' 9" x 6' 6")	FWNS29MOB	920 x 2096mm	£150.00	FWN29MOB	920 x 2044mm	£130.00
914 x 1981mm (3' 0" x 6' 6")	FWNS30MOB	996 x 2096mm	£200.00	—	—	—




Garage door frames (for up and over doors)			
Door size	Code	Overall frame size	Price
2134 x 1981mm (7' 0" x 6' 6")	UOF7066	2271 x 2051mm	£100.00
2134 x 2134mm (7' 0" x 7' 0")	UOF7070	2271 x 2204mm	£100.00
2286 x 2134mm (7' 6" x 7' 0")	UOF7670	2422 x 2204mm	£100.00
4268 x 2134mm (14' 0" x 7' 0")	UOF14070	4404 x 2204mm	£135.00

Option to adapt garage door frames to suit open out side hung doors		
Code	Overall frame size	Price
62114	Planted door stop set to suit side hung door (primed)	£25.00
62211	Planted door stop set to suit side hung door (base stained)	£25.00



## FCX range

To suit Premdor Fireshield doors  
FD30 rated frames, when used with appropriate door. 15mm intumescent strip fitted in jambs and head of frame as standard.



## FCN range\*

To suit Premdor Fireshield doors  
Fireshield door frames are suitable for use with other BWF-Certifire approved components in single leaf doorset applications. See relevant Certifire data sheet for more details if required.



## FCX range

To suit Premdor Firemaster doors  
FD60 rated dense hardwood material frame, when used with appropriate door. Intumescent strip (2 x 15mm) fitted in jambs and head of frame as standard.



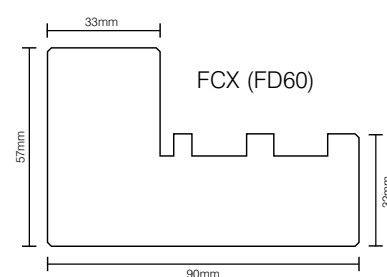
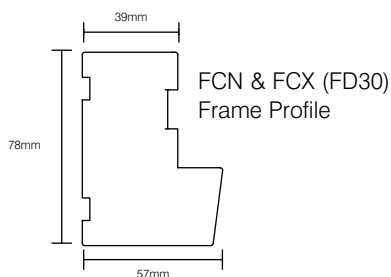
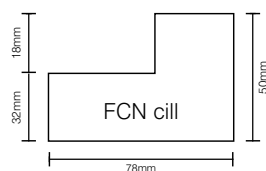
- Fireshield FD30 fire rated.
- Firemaster FD60 fire rated.

FSC® – applies to all frames without hardwood thresholds.



## Threshold Details

### Hardwood Fireshield Threshold



Internal fire door frames		Fireshield frame reversible (without threshold)			Fireshield frame reversible (with non-projecting threshold)			Firemaster frame reversible (without threshold)		
Door size		Code	Overall frame size	Price	Code	Overall frame size	Price	Code	Overall frame size	Price
610 x 1981mm (2' 0" x 6' 6")		FCX20	692 x 2023mm	£94.00	—	—	—	—	—	—
686 x 1981mm (2' 3" x 6' 6")		FCX23	768 x 2023mm	£94.00	FCN23	769 x 2056mm	£130.00	—	—	—
762 x 1981mm (2' 6" x 6' 6")		FCX26	844 x 2023mm	£94.00	FCN26	845 x 2056mm	£130.00	FCX6026	829 x 2016mm	£300.00
813 x 2032mm (2' 8" x 6' 8")		FCX28	895 x 2074mm	£94.00	FCN28	896 x 2107mm	£130.00	FCX6028	880 x 2067mm	£300.00
838 x 1981mm (2' 9" x 6' 6")		FCX29	920 x 2023mm	£94.00	FCN29	921 x 2056mm	£130.00	FCX6029	905 x 2016mm	£300.00
864 x 1981mm (2' 10" x 6' 6")		FCX210	946 x 2023mm	£94.00	FCN210	947 x 2056mm	£130.00	—	—	—
914 x 1981mm (3' 0" x 6' 6")		FCX30	996 x 2023mm	£115.00	FCN30	997 x 2056mm	£150.00	—	—	—
807 x 2000mm	Standard Metric	—	—	—	FCN807	890 x 2075mm	£130.00	—	—	—
726 x 2040mm	Standard Metric	—	—	—	—	—	—	FCX60726	793 x 2075mm	£300.00
826 x 2040mm	Standard Metric	FCX826	908 x 2082mm	£94.00	FCN826	909 x 2115mm	£130.00	FCX60826	893 x 2075mm	£300.00
926 x 2040mm	Standard Metric	FCX926	1008 x 2082mm	£94.00	—	—	—	FCX60926	993 x 2075mm	£410.00