

pluto data cartridge



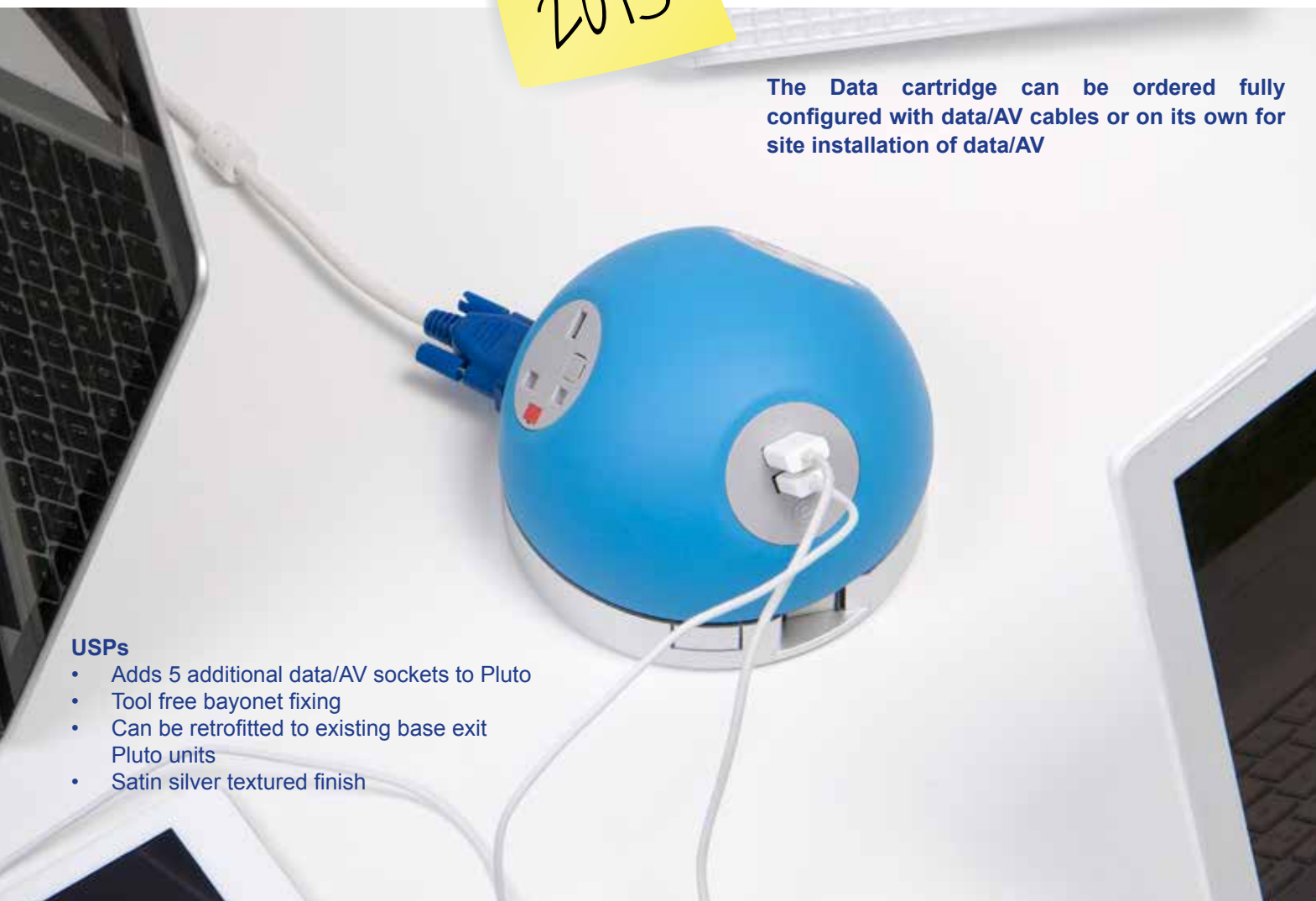
The Pluto Data Cartridge has been designed to add additional data and AV connectivity to the standard Pluto power module and is thus an exciting new option for meeting tables where a traditional in-desk unit is not suitable.

The Data Cartridge simply bayonet fits to the Pluto base and therefore can be supplied pre-fitted to new Pluto's or for retro fitting to existing base exit units. Just like the standard Pluto, a Pluto with the Data Cartridge fitted simply clamps into an 80mm grommet hole without the need for tools.

The Data Cartridge is finished in satin silver textured paint which contrasts well with both the standard white Pluto dome and our wide range of Pluto colours.

The Data Cartridge incorporates:

- 3 x Keystone apertures for any combination of Data, USB, HDMI, Sound.
- 1 x knock out for fitting a VGA cable
- 1 x knock out for fitting a Display Port cable
- Secure cable tie points for data and Av cables



The Data cartridge can be ordered fully configured with data/AV cables or on its own for site installation of data/AV

USPs

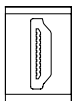
- Adds 5 additional data/AV sockets to Pluto
- Tool free bayonet fixing
- Can be retrofitted to existing base exit Pluto units
- Satin silver textured finish

technical

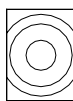
Common Modular Components⁺



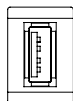
cat5e/cat6



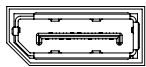
HDMI



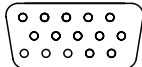
Stereo



USB

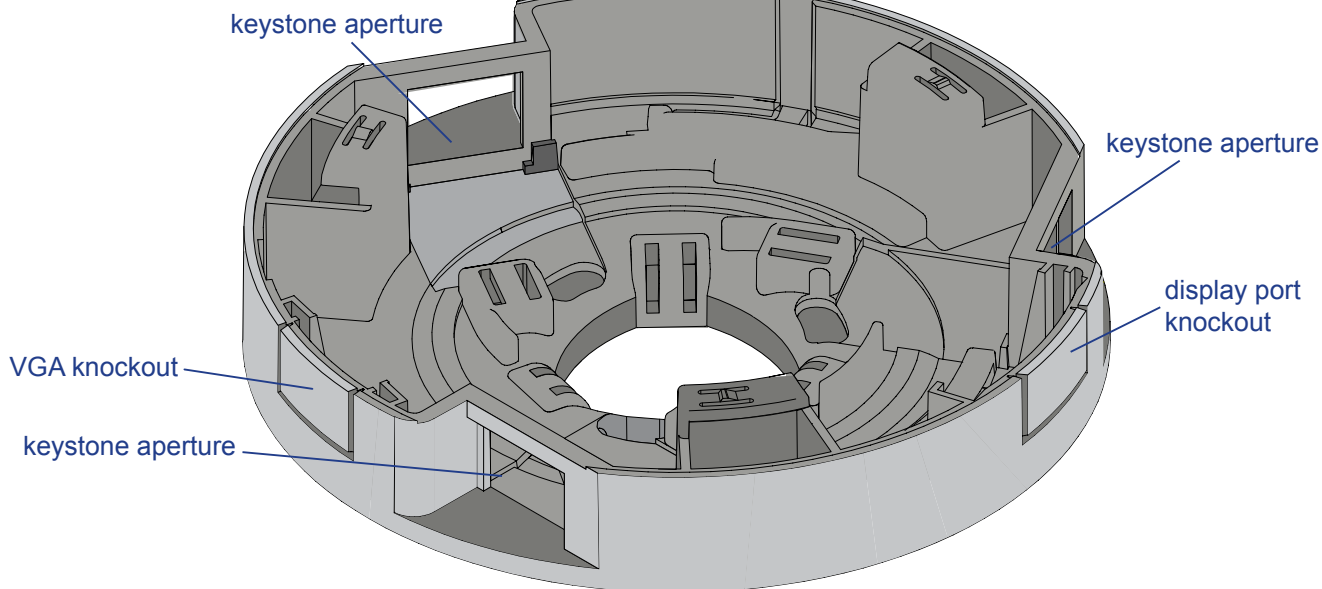


display port



VGA

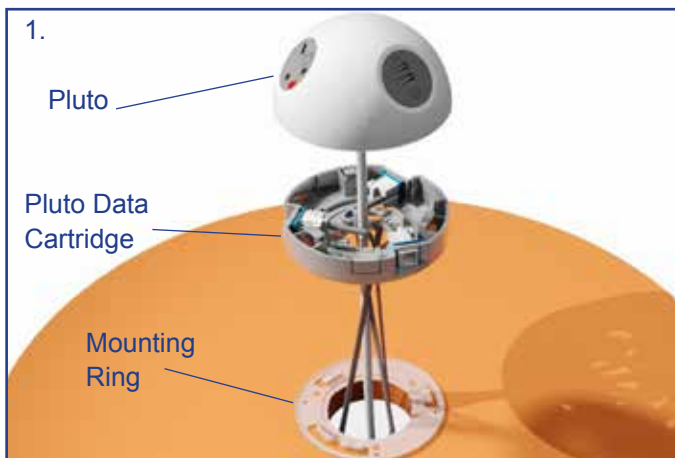
Features



Fitting

1.


Pluto
Pluto Data Cartridge
Mounting Ring



2. Align Data Cartridge with Pluto and twist into place until you hear a click



3. Once Pluto and Data Cartridge are secure align the underneath of the Data Cartridge with the Mounting Ring



4. Twist into place until you hear a click

