



An ultra-compact in-surface power, data and AV unit with press and full soft-eject mechanism.

**OE** Electrics' design brief for their new longitudinal in-surface module was for: the most compact; simplest to install; internationally compatible and technically capable; auto-opening power and data module on the market, whilst maintaining a sleek design, aesthetic and robust high quality feel.

An uncompromising desire to hold to these requirements has led to PIVOT, a unit that not only satisfies the office furniture market's desire for an ultra-compact personal power and data module, but is equally suited to the kitchen, home or hotel environment and can even be installed in soft furnishings (eg: chairs, sofas or benches). With a minimum depth requirement of only 64mm, the PIVOT is the first in-surface module to offer the real prospect of vertical surface (screens, walls or panel systems) installation – allowing power and data outlets to be 'hidden' yet easily accessible.

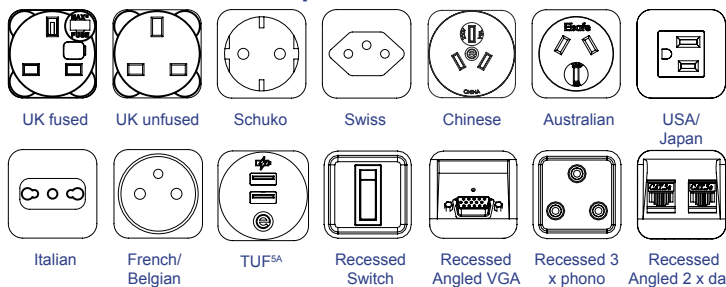
## USPs

- Ultra compact in-surface unit
- Available with TUF charger
- Minimum depth requirement 64mm
- BS6396 compliant (where applicable)
- Available with power sockets from different nationalities

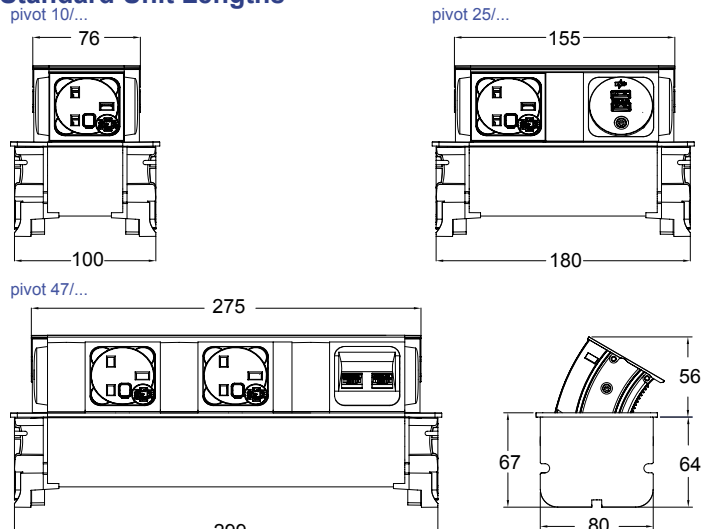


# technical

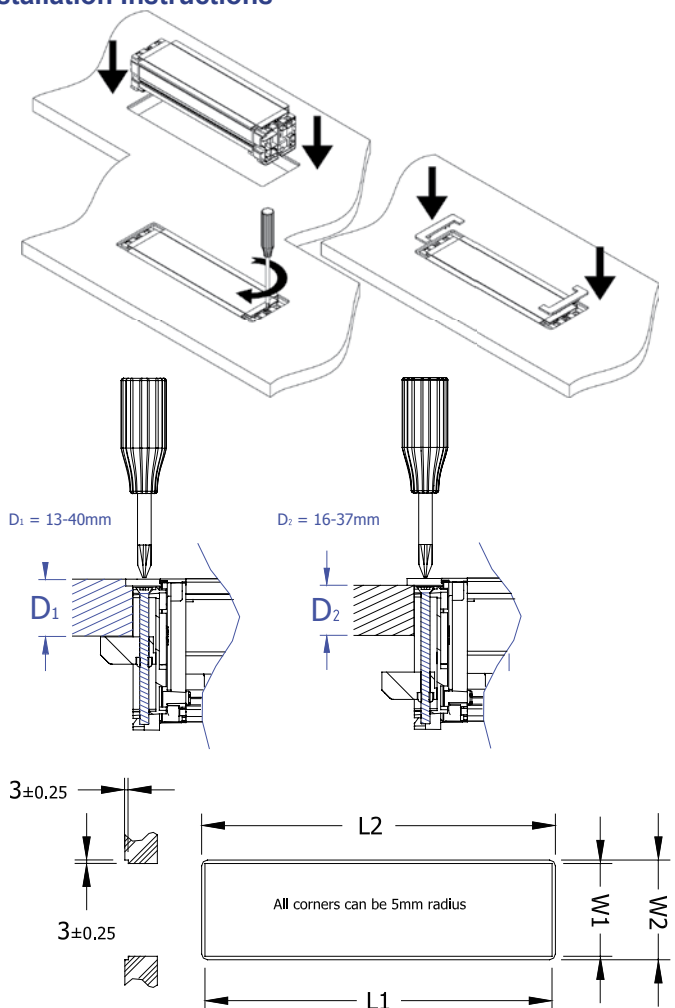
## Common Modular Components\*



## Standard Unit Lengths



## Installation Instructions



## Features

### Configuration:

Power only / Data only / Combined (Power & Data/AV)  
Internal segregation between Power and Data/AV in combined PIVOT units

**Earthing:** Fully earthed aluminium construction - **both body AND frame** - as required by BS6396

### Earth Bonding:

Earth bonding slots along length of the unit allow the attachment of earth bonding lead with standard 3mm ring terminal.

**Fusing:** (to enable compliance to BS6396)

5 x 20mm anti-surge ceramic fuses, with colour-coded fuseclips to denote the rating (3.15A/5A)

### Testing:

100% testing - continuity, polarity, insulation & earth

### Soft Wiring (power)

Power hardwired to Wieland GST connector allows starter cables to be changed to suit requirements, especially during moves and changes (CHURN)

### Soft Wired Data

As well as soft-wired power, PIVOT can accommodate soft wired data. Using our inline couplers, data cables can be changed "on-site" to accommodate changes in length often associated with churn. Angled data fascias allow data cabling to pass straight through PIVOT, ensuring the integrity of cables which have a minimum bend radii (CAT5e, CAT6, etc)

### Added installation features

Full face side installation – the clamping system operating from the front face, for surface thicknesses of 13 – 45mm (for less than 13mm surface thickness - rear access would be required)

Ultra slim 80mm cutout - with full flange to mask cutting inaccuracy, but also allows PIVOT to be considered for installation in soft furnishings.

Minimal 64mm depth requirement – poses minimal intrusion into rear compartment and allows vertical surface installation (eg: kitchen wall)

### Cutout dimensions

Size	pivot 10	pivot 25	pivot 47
L1	100(+2/-0)	180(+2/-0)	299(+2/-0)
W1	80(+2/-0)	80(+2/-0)	80(+2/-0)
L2	106.5(+0.25)	185.7(+0.25)	305.0(+0.25)
W2	86(+0.25)	86(+0.25)	86(+0.25)

L1/W1 - Cutout dimension L2/W2 - Recess dimensions

