


METAL CEILINGS & WALLS

Inspiring Great Spaces™

Armstrong®
CEILING SOLUTIONS



PROJECT: Tidewater Community College, Fred W. Beazley : : : : : Portsmouth Campus, Portsmouth, VA (USA) : : : : : ARCHITECT: Burt Hill, Washington, DC
SOLUTION: AXAL Vector Curved Rd 1522 Microperforated in Silver Grey on Prelude 24 XL² Grid

INTRODUCTION

| | |
|-----------------------------|---------|
| Capabilities | :::: 05 |
| Our playing field (segment) | :::: 09 |
| Environmental commitment | :::: 15 |

SOLUTIONS

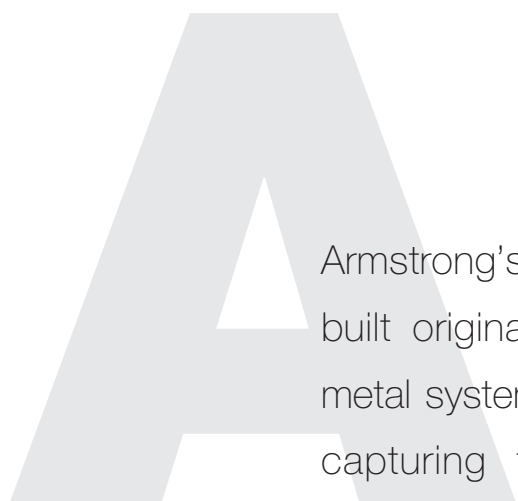
| | |
|----------------------------|---------|
| Square & Rectangular Tiles | :::: 17 |
| Rectangular Panels, Planks | :::: 23 |
| Linear Grid | :::: 27 |
| Tartan Grid | :::: 29 |
| Vertical Baffles | :::: 31 |
| Open Cell | :::: 33 |
| Corridor Ceilings | :::: 35 |
| Island Ceilings | :::: 37 |
| Wall Cladding | :::: 39 |

PERFORMANCES

| | |
|--------------------------|---------|
| Colours & finish options | :::: 42 |
| Specific solutions | :::: 45 |
| Perforations | :::: 46 |
| Acoustic performances | :::: 47 |
| Service integration | :::: 50 |
| Perimeter trims | :::: 51 |
| Technical information | :::: 52 |
| Grid systems | :::: 54 |



PROJECT: Development Alternatives, Inc., Bethesda, MD (USA) ::::: ARCHITECT: Interplan, Inc., Washington, DC
SOLUTION: R-H 200 Custom Curved Rg 0701 Extra Microperforated in White



Armstrong's 150-year history may have been built originally on mineral ceiling tiles but its metal systems have proved equally successful, capturing the interest and imagination of specifiers globally. The company puts the reason for this success down to a combination of factors – innovative and outstanding products and services, constructive dialogue with prospective customers and partners in a diverse range of countries with equally diverse requirements, supported by highly qualified technical specialists offering advice and guidance.



PROJECT: Club Nokia at LA Live!, Los Angeles, CA (USA) : ARCHITECT: Gensler, Santa Monica, CA
SOLUTION: Rectangular Panels R-H 215 Custom Faceted Ceilings and Custom Metal W-H 1100 Walls with Rd 1522 Microperforated in Custom RAL 7024 finish

Armstrong's Unique Service

1

Consulting and planning

Each Armstrong project begins with an in-depth, one-on-one consultation with the specifier or main contractor. Technical support and product recommendations are made once we understand the design, functionality and performance requirements of the space.

2

Engineering and production

Working to this design brief, CAD drawings bespoke to the project are created which detail aspects such as ceiling layout, views and perspectives. These details are then used to engineer a production schedule along with any specific installation instructions that may be required at this early stage. Some are best sorted sooner rather than later!

3

Logistics and installation

It doesn't matter if one project uses the same products in the same way as another. It's still unique to us and it's still unique to the specialist contractor installing our systems. That's why we provide them with a tailored logistics plan devised to maximise the benefits of JIT (Just-In-Time) implementation. Then, if they need us on site for additional guidance, we will deliver there too.

4

Maintenance and support

Our customer service doesn't end when a project is complete. Because if that project then needs adapting to some new requirements in any way or expanding, we can continue to provide fitting solutions. We partner with specialist contractors throughout the world who we rely on to help you take your project to the next stage, whether it is adaptation, expansion, repair or basic maintenance.

Welcome to our playing field

Design

It is often important to create a convivial and relaxed environment. A successful ceiling design with good lighting will create a warm atmosphere. Signage is an important element of ceiling design, and the ceiling grid system can play an important role to help achieve this.

Lighting

Although natural light is generally preferred, it appears that many modern offices require artificial lighting in order to create a comfortable environment. The ceiling can play a crucial part in optimising light reflectance and can even produce energy savings.

Acoustics

It is difficult to work if you can hear every word of a conversation taking place in the next office. Noise originating from areas close by have to be attenuated while maintaining the sound absorption required for an individual office. Airports or railway stations are frequently very noisy places where acoustical control is an important issue. Irrespective of the size of a teaching space and the use for which it is intended, certain acoustic criteria must be considered. For each segment and each space, we have a dedicated acoustical solution.

Integrating services

Lighting, speakers, air conditioning, ventilation and smoke detectors are essential components that can be incorporated into the ceiling.

Durability

Durable ceiling tiles ensure that when the tiles need to be removed for service maintenance or cleaning, the risk of tile damage is minimised. The powder coat finish provides a tough, durable finish that can be easily cleaned.

Fire

Particularly in an establishment open to the public, fire reaction and fire resistance properties of the suspended ceiling, can be of critical importance.

Demountability

Nothing is more disruptive than an area in a shop closed off while a leak or an electrical problem is being repaired. Hence the importance of demountability of the ceiling, which also means that decor can be arranged or regularly refurbished.

Washability

Medical environments require high levels of cleanliness, it is therefore essential that the specifier chooses a ceiling with a durable and easily cleaned finish.

Armstrong Metal Bioguard provides protection against bio-contamination.

office

Bright, spacious office environments make for happier, and thus more productive workers! Armstrong solutions are perfect to liven up any office, thanks to ergonomic design, enhanced lighting, optimised sound absorption and improved sound attenuation.

PROJECT: DSV Venlo (NL) ::::: ARCHITECT: Clevis Kleinjans Architecten BNA Venlo ::::: CONTRACTOR: Verhaag Plafondsystemen, Sevenum
SOLUTION: S-Clip F Rd 1522 Microperforated RAL 9010 with Fleece



retail

When customers venture out into the consumer world, they look for more than just good products and services. They also want an agreeable experience. Often ambience and design solutions from Armstrong help to make a memorable visit.

PROJECT: Centostazioni S.p.A. (IT) : ARCHITECT: Cristian Piccolo
SOLUTION: Axiom KE Canopy with Axal Vector



transport

A pleasant airport lounge or railway station can do a lot to relieve anxiety amongst busy travellers. Armstrong's interior-ceiling solutions soothe by enhancing lighting, absorbing noise and improving overall well-being, whether travellers are queuing at the ticket office or standing on the platform.

PROJECT: Dubai International Airport (UAE) ::::: ARCHITECT: Aeroport de Paris (ADPI)
 GENERAL CONTRACTORS: Al habtoor Engineering (Dubai – UAE), Murray & Roberts (Bedfordview – South Africa), Takenaka Corporation Dubai Office (UAE)
 SOLUTION: Interior Roof Lining, Metal Wall Cladding, Clip-In Ceiling



health

Hygiene and maintenance are a top priority in healthcare environments. A smooth ceiling surface is ideal for treatment rooms and utility areas, and solutions such as metal BIOGUARD plain can meet ISO 3 requirements.

PROJECT: Hospital de Sant Joan de Déu (SP) : ARCHITECT: Joan Prat Aguilar y Toni Codina Jané de CPVA Arquitectes
SOLUTION: Rectangular Panels R-H 200



education

Acoustics present a major challenge to educational institutions. Intelligibility and concentration are acoustical performance demands that our teachers need today, to improve their working conditions as well as their students'. Armstrong develops solutions that address these concerns.

PROJECT: Papieska Akademia Teologiczna - Biblioteka Theology University of Jan Pawel II Library (PL) :: OWNER: Papieska Akademia Teologiczna
ARCHITECT: K. Ingarden, J. Ewy Architekci Sp. z o.o. :: SOLUTION: R-H 200 Plain with Special Perforations (RAL 9007)



Environmental commitment and certifications

Armstrong recognises the importance of protecting the environment and using resources responsibly. We are committed to good environmental stewardship in our dealings with customers, employees, the government and our communities.

We are systematically reducing our environmental footprint and providing products and services that enable our customers to reduce the environmental impact of the buildings they create and to provide end user comfort.

Visual Comfort

The 'light reflectance' of a surface is its ability to reflect light. Daylight and electrical lighting represent the two primary sources of lighting available in the workplace. The light reflectance of the ceiling, floor and wall surfaces play the second most important role for overall illumination of the room, thus also directly affecting working comfort and productivity.

- High light reflectance ceilings also enhance indirect lighting by improving overall lighting uniformity.
- A light reflectance of 90% allows 20% of cost savings with indirect lighting and can yield total building energy savings of up to 11% compared to a ceiling with 75% light reflectance.*
- Metal ceilings with smaller Extra or Ultra Microperforations have a light reflectance almost as high as that of an unperforated tile, providing up to 15% more light reflectance than traditional perforations, whilst still helping to provide acoustic comfort by controlling reverberation within the space.
- Extra Microperforated metal island ceilings installed in the workplace can improve the light reflection over a workstation and provide better comfort for the end user.

*Brinjac Engineering Study: 'Energy and Environmental Effects of High Light Reflectance Ceilings' 2006.

Acoustical Comfort

In all types of spaces, choosing the right acoustical solutions will enhance the end user's needs and overall comfort. With acoustics, you need to determine whether intelligibility, concentration or confidentiality is required? Armstrong can help you find the right acoustic solution for your space. You can choose from a wide portfolio of products such as Armstrong canopies, standard suspended ceilings and i-ceilings sound masking products.

Armstrong acoustical ceilings reduce noise levels in interior spaces, allowing for an optimum balance of high performance sound absorption and room to room sound attenuation to maximise / minimise speech intelligibility as appropriate.

Thermal Mass

To control the thermal environment in an office, we can use the thermal mass of the concrete to control the temperature in the room instead of relying on air-conditioning and heating. Without the need to power these, the amount of electricity being used is reduced significantly, lowering the building's energy requirements. To enable the thermal slab to work efficiently, it is important to maximise the open area. Solutions like canopies make it possible, still improving acoustical and visual comfort.



15 Year Guarantee

Armstrong metal ceilings are durable by their very nature and easily cleaned, and this can mean less damage and fewer replacements required, resulting in a lower impact on the environment. Most Armstrong metal products have a guarantee of up to 15 years.



Recycled Content

Armstrong metal ceiling tiles can be fully recycled and reprocessed for re-use.

For more information, please contact us.

Manufacturing Accreditation

In our manufacturing operations, not only do we continue to take care in the selection of raw materials and energy, reduce waste and embrace effective recycling methods, but we also ensure that our products conform to safety, environmental and quality standards.

Our European manufacturing plants are certified to:

ISO 9001:2008

ISO 14001:2004

OHSAS 18001:2007

Product Certification

Armstrong has a long history of environmental product certification, and uses these tools to better understand the environmental impact of our products.

Our UK manufactured mineral tile and grid systems have been certified for nearly 10 years using BRE's life cycle assessment methodology resulting in an Ecopoint score and a Green Guide to Specification (3rd edition) 'A' rating to the 2004 BRE LCA methodology. The 2008 LCA methodology saw a further reduction in the Ecopoint rating for these tiles.

In France, Armstrong has developed product categories and profiled our mineral and metal product ranges to create FDES (Fiches Déclaration Environnementale et Sanitaire) datasheets. This information is utilised by the HQE (Haute Qualité Environnementale) project accreditation approach.

The Armstrong range of metal ceiling solutions are produced and certified in accordance with EN 13964 and are CE marked.

In addition, many metal ceiling solutions have technical approvals from DIBt (Deutsches Institut für Bautechnik) and are provided with a U-mark.

Memberships and Associations

Armstrong is a member of TAIM (Technical Association of Industrial Metal Ceilings).

TAIM was founded in 1988 and its primary objective is to promote quality and to set minimum quality standards and requirements for metal ceilings systems.

Armstrong is a member of the following Green Building Councils and actively participates in the work of these to contribute to the sustainability agenda and to inform our product development processes.

UK-GBC; Dutch GBC; DGNB (Germany); Spanish GBC; US-GBC; Indian GBC; GBC of Australia.


Project Certification

Armstrong products can contribute to environmental performance and the overall rating of a building by winning or contributing towards credits in the various green building rating tools.

BREEAM – HQE – DGNB – LEED – ESTI-DAMA – GREENSTAR

Areas in which Armstrong products can provide credits include: energy saving; acoustics; Indoor air quality/low emitting materials; local/regional sourcing; waste management; recycled content.

Armstrong's corporate headquarters building in Lancaster, PA, in 2007 was the first to be certified as LEED-EB (existing building) Platinum, the highest and most difficult rating to achieve.



Armstrong Headquarters, US LEED-EB Platinum Building



SQUARE & RECTANGULAR TILES - CLIP-IN


BENEFITS

- Concealed grid system for a monolithic ceiling surface
- Downwardly demountable with the use of an extractor tool and provides full access to the ceiling void (ventilation duct, electrical lines etc.)
- Cost effective
- Solution with optional or integrated swing-down function (except T-Clip F)

APPLICATION AREA

Used in a variety of ceiling areas: from small service rooms to large commercial office buildings and major transportation terminals.

PROJECT: DSV Venlo (NL) :::::::::: ARCHITECT: Clevis Kleinjans Arch. BNA :::::::::: CEILING CONTRACTOR: Verhaag Plafondsystemen
SOLUTION: Q-Clip Microperforated Rd 1522

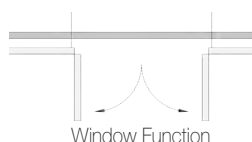


SQUARE & RECTANGULAR TILES

Clip-In - Q-Clip / S-Clip F / T-Clip F

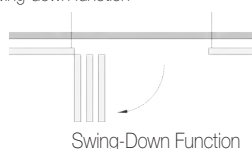
| | | |
|-------------------|---|--|
| Q-CLIP | Clip-In solution with square tiles | |
| | Q-Clip: square edged variant | |
| | Q-Clip F: bevel edged variant (3 x 3 mm) | |
| Grid | System 3000 with spring A-bar | |
| Modules | Q-Clip 600 x 600 mm 625 x 625 mm | Q-Clip F 500 x 500 mm 600 x 600 mm / 300 x 600 mm* 625 x 625 mm / 312.5 x 625 mm* |
| Hinge-down option | Type Q-Clip window or Q-Clip F window; supplied with hinge-down brackets to be attached to spring A-bar | |

* Half size module without window function

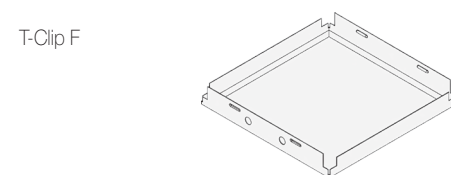
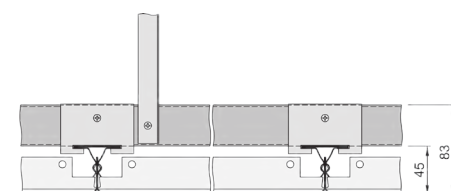
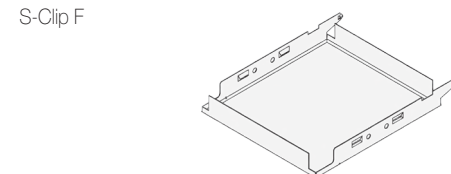
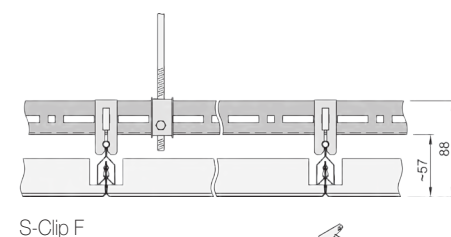
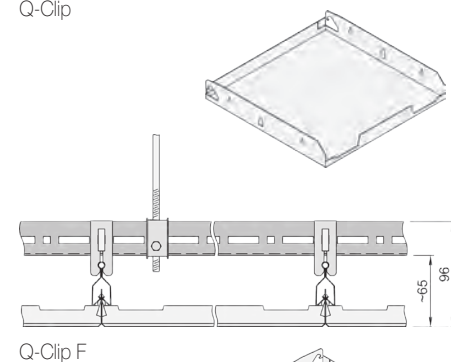
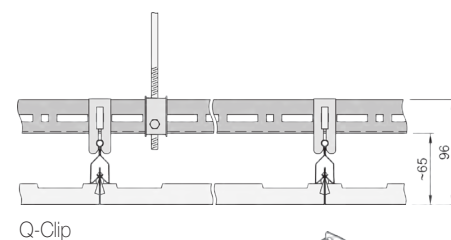


| | | |
|-------------------|---|--|
| S-CLIP F | Clip-In solution with square tiles | |
| | Bevel edged (3 x 3 mm) | |
| Grid | System 3000 with spring A-bar | |
| Modules | 600 x 600 mm 625 x 625 mm Additional rectangular modules available 312.5 x 625 mm* | |
| Hinge-down option | Type S-Clip F swing-down function | |

* Half size module without swing-down function



| | | |
|-----------------|---|--|
| T-CLIP F | Clip-In solution with square tiles | |
| | Bevel edged (5 x 5 mm) | |
| | Square edged optional | |
| Grid | C-channel with spring T | |
| Modules | 500 x 500 mm / 600 x 600 mm 675 x 675 mm / 750 x 750 mm Additional rectangular modules available 600 x 1200 mm | |
| Dimensions | Length 900 – 2500 mm Width 300 / 450 / 500 / 600 mm | |





SQUARE & RECTANGULAR TILES - LAY-IN


BENEFITS

- Diversity of design and application
- Easily assembled and fully demountable
- An easy to install, flexible system
- Cost effective ceiling solution
- Semi-concealed grid for a monolithic effect
- Axal Vector provides easy access to the ceiling void (ventilation duct, electrical lines etc.) as it is downwardly demountable

APPLICATION AREA

Used in a variety of ceiling areas: from small service rooms to large commercial office buildings and major transportation terminals.

PROJECT: South Roof Office Block - South Terminal - Gatwick Airport (UK) : OWNER: BAA PLC
ARCHITECT: Area 2 Limited : CONTRACTOR: South Ridge Interiors Ltd
SOLUTION: Axal Vector Rg 0701 Extra Microperforated with Fleece

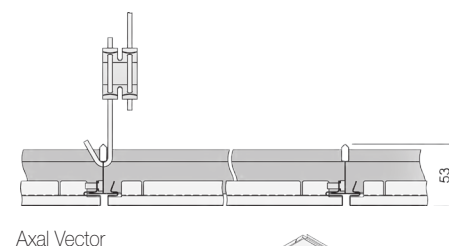


SQUARE & RECTANGULAR TILES

Lay-In - Axal Vector / Board / MicroLook 8 / MicroLook 16

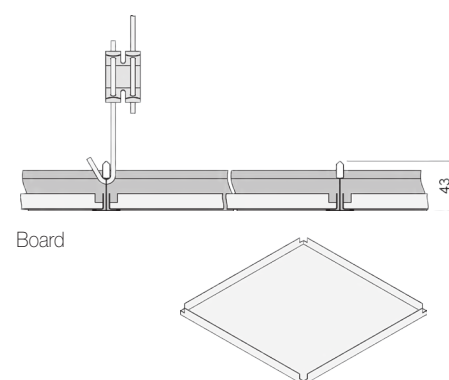
AXAL VECTOR Lay-In solution with square tiles
Square edged 6 mm reveal detail, semi-concealed system

| | |
|---------|---|
| Grid | Prelude 24 XL ² |
| Modules | 500 x 500 mm 600 x 600 mm 675 x 675 mm 750 x 750 mm Additional rectangular module available 300 x 600 mm |



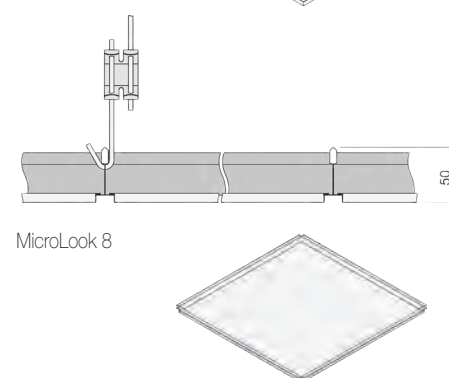
BOARD Lay-In solution with square tiles
Square edged

| | |
|---------|--|
| Grid | Prelude 24 TLX |
| Modules | 600 x 600 mm 625 x 625 mm Additional rectangular module available 600 x 1200 mm |



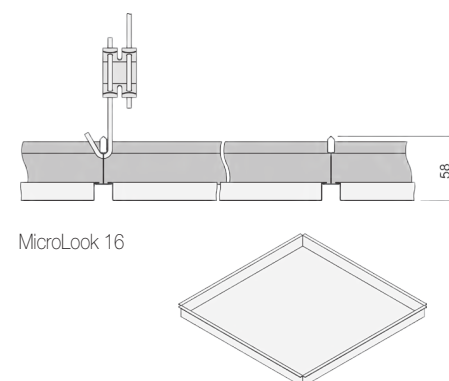
MICROLOOK 8 Lay-In solution with square tiles
Square edged, with 8 mm drop

| | |
|---------|--|
| Grid | Prelude 15 XL ² / TL Design option Silhouette XL ² Design option Interlude XL ² |
| Modules | 500 x 500 mm 600 x 600 mm 675 x 675 mm 750 x 750 mm Additional rectangular modules available 600 x 1200 mm 300 x 1200 mm |



MICROLOOK 16 Lay-In solution with square tiles
Square edged, with 16 mm drop

| | |
|---------|--|
| Grid | Prelude 15 XL ² / TL |
| Modules | 500 x 500 mm 600 x 600 mm 675 x 675 mm 750 x 750 mm |





SQUARE & RECTANGULAR TILES - LAY-IN


BENEFITS

- Diversity of design and application
- Easily assembled and fully demountable
- Cost effective ceiling solution
- Tiles are easily lifted out by hand, allowing full and easy access to the ceiling void.

APPLICATION AREA

Used in a variety of ceiling areas: from small service rooms to large commercial office buildings and major transportation terminals.

PROJECT: Leman Cake Decorations (B) : ARCHITECT: Didier Leman : CONTRACTOR: Vinquier Youri
SOLUTION: Lay-In Tegular 8 Perforated Rg 2516

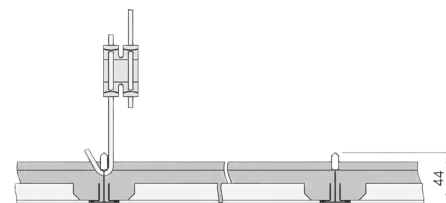


SQUARE & RECTANGULAR TILES

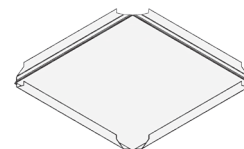
Lay-In - Tegular 2 / Tegular 8 / Tegular 11 F / Tegular 16

TEGULAR 2 Lay-In solution with square tiles
Square edged, with 2.5 mm drop

| | |
|---------|------------------------------|
| Grid | Prelude 24 TLX |
| Modules | 600 x 600 mm 625 x 625 mm |

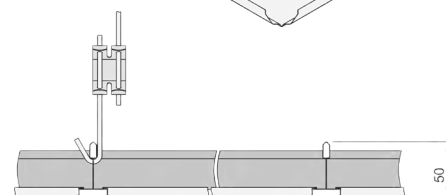


Tegular 2



TEGULAR 8 Lay-In solution with square tiles
Square edged, with 8 mm drop

| | |
|---------|--|
| Grid | Prelude 24 XL ² / TLX |
| Modules | 500 x 500 mm 600 x 600 mm 675 x 675 mm Additional rectangular modules available 600 x 1200 mm 300 x 1200 mm |

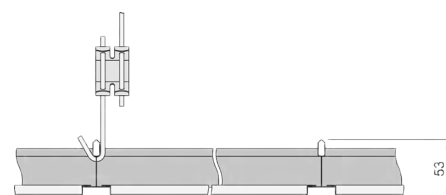


Tegular 8



TEGULAR 11 F Lay-In solution with square tiles
Bevel edged (3 x 3 mm), with 11 mm drop

| | |
|---------|---|
| Grid | Prelude 24 XL ² / TLX |
| Modules | 600 x 600 mm 625 x 625 mm Additional rectangular modules available 600 x 1200 mm |

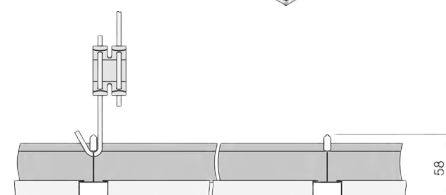


Tegular 11 F

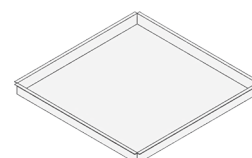


TEGULAR 16 Lay-In solution with square tiles
Square edged, with 16 mm drop

| | |
|---------|--|
| Grid | Prelude 24 XL ² / TLX |
| Modules | 500 x 500 mm 600 x 600 mm 675 x 675 mm 750 x 750 mm |



Tegular 16





RECTANGULAR PANELS / PLANKS - CLIP-IN


BENEFITS

- Versatile system and simple design
- Concealed grid for a monolithic effect
- Excellent acoustic performance
- Ease of installation (alignment) and fully demountable
- Easy access to the ceiling void
- Maintenance friendly system

APPLICATION AREA

Suitable for large open plan / circulation areas.

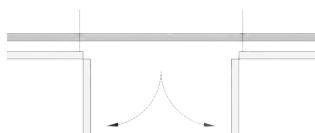
PROJECT: Element Office Building (AU) : ARCHITECT: Wolfgang Ritsch, Dornbirn
CONTRACTOR: Ing. Kurzemann GmbH&Co. KG, Dornbirn : SOLUTION: R-Clip Microperforated Rd 1522



RECTANGULAR PANELS / PLANKS

Clip-In - R-Clip / S-Clip F / T-Clip F

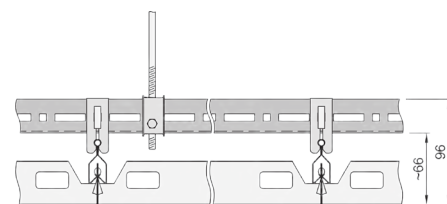
| | | |
|-------------------|--|---|
| R-CLIP | Clip-In solution with rectangular panels Square edged variant Bevel edged variant (3 x 3 mm) | |
| Grid | System 3000 with spring A-bar | |
| Dimensions R-CLIP | Length 600 – 2500 mm Width 247 – 600 mm | |
| Modules | R-CLIP 400 x 1500 mm 400 x 2000 mm 400 x 2500 mm | R-CLIP F 300 x 1200 mm 600 x 1200 mm 400 x 1800 mm |
| Hinge-down option | Optional swing-down function window | |
| Special designs* | - Exterior ceiling solution when secured - Chilled and heated ceilings *Please contact Armstrong Technical Sales service | |



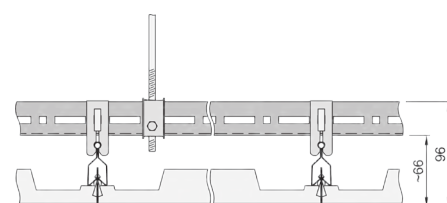
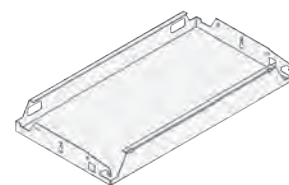
Window Function

| | | |
|-------------------|--|--|
| S-CLIP F | Clip-In solution with rectangular panels Bevel edged (3 x 3 mm) | |
| Grid | System 3000 with spring A-bar | |
| Modules | 300 x 900 mm 300 x 1200 mm 300 x 1500 mm | |
| Hinge-down option | Type S-Clip F swing-down function | |

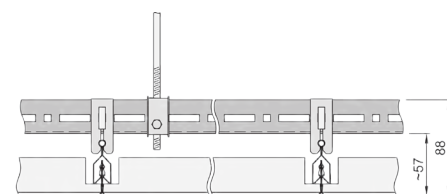
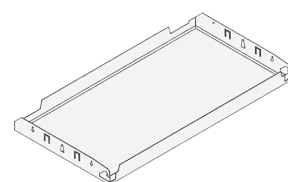
| | | |
|-----------------|---|--|
| T-CLIP F | Clip-In solution with rectangular panels Bevel edged (5 x 5 mm) Square edged optional | |
| Grid | C-channel with spring T | |
| Modules | 300 x 1200 mm 300 x 1500 mm | |
| Dimensions | Length 900 - 2500 mm Width 300 / 450 / 500 / 600 mm | |



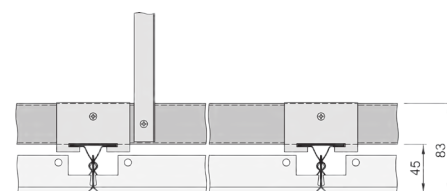
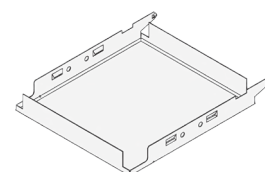
R-Clip



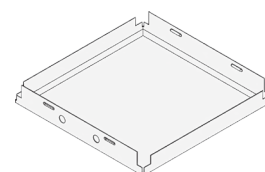
R-Clip F



S-Clip F



T-Clip F





RECTANGULAR PANELS / PLANKS - HOOK-ON


BENEFITS

- Versatile system and simple design
- Concealed grid for a monolithic effect
- Good acoustic properties
- Ease of installation (alignment) and fully demountable
- Easy access to the ceiling void
- Maintenance friendly system

APPLICATION AREA

Suitable for large open plan / circulation areas.

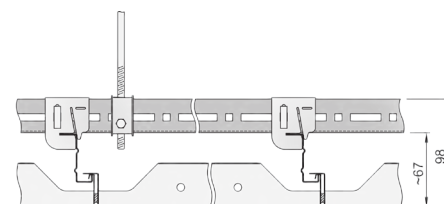
PROJECT: The City of St. Gallen (CH) : ARCHITECT: Boltshauser Architekten, Zürich
CONSTRUCTION MANAGEMENT: HRS Hauser Rutishauser Suter AG, St. Gallen : CEILING CONTRACTOR: Phonex AG
SOLUTION: R-H 200 Microperforated Rd 1522



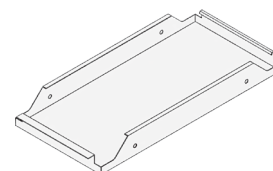
RECTANGULAR PANELS / PLANKS

Hook-On - R-H 200 / R-H 215

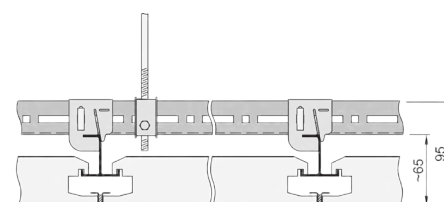
| | |
|------------------|--|
| R-H 200 | Hook-On solution with rectangular panels Square edged With 3 mm black gasket on one short and one long side |
| Grid | System 3000 with J-bar |
| Dimensions | Length 600 – 3000 mm Width 247 – 1350 mm |
| Modules | 400 x 1800 mm 400 x 2100 mm 400 x 2400 mm 400 x 2700 mm 400 x 3000 mm |
| Special designs* | <ul style="list-style-type: none"> - Trapezoidal panels - Curved panels - Segmented vaulted or waved ceilings - Exterior ceilings - Chilled and heated ceilings |
| | *Please contact Armstrong Technical Sales service |



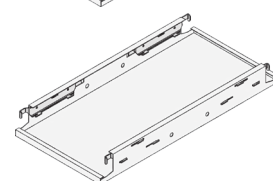
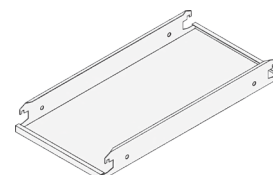
R-H 200



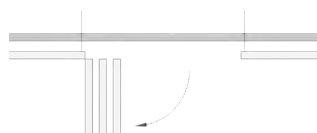
| | |
|-------------------|---|
| R-H 215 | Hook-On solution with rectangular panels Square edged With 3 mm black gasket on one short and one long side |
| Grid | System 3000 with H-profile 35 |
| Dimensions | Length 600 – 3000 mm Width 247 – 1350 mm |
| Modules | 400 x 1800 mm 400 x 2100 mm 400 x 2400 mm 400 x 2700 mm 400 x 3000 mm |
| Hinge-down option | Revision opening power swing function |
| Special designs* | <ul style="list-style-type: none"> - Curved panels - Segmented vaulted or waved ceilings |
| | *Please contact Armstrong Technical Sales service |



R-H 215



Panel with Power Swing function



Power Swing function



LINEAR GRID - Hook-On & Lay-In


BENEFITS

- Combining functionality with stylish simplicity
- Creates a linear technical zone
- C-profiles can be aligned with partition systems to integrate services
- Remarkably versatile
- Various design options for the profile and panel (linear, radial, crossed)
- Easy access to the ceiling void

APPLICATION AREA

Used in large office environments and flexible with partitioning systems...

PROJECT: Europlaza Office, Vienna (AU) : : : : : ARCHITECT: Neumann & Partner GmbH, Vienna
CEILING CONTRACTOR: Kaefer Isoliertechnik GmbH, Vienna : : : : : SOLUTION: B-H 300 Microperforated Rd 1522



LINEAR GRID


Hook-On - B-H 300

Lay-In - B-L 302

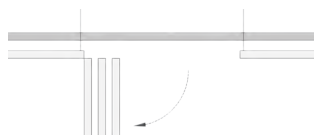
B-H 300

Hook-On solution with rectangular panels
Square edged
With 3 mm black gasket on two short and one long side

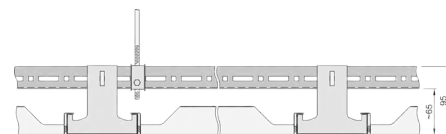
| | |
|-------------------|--|
| Grid | System 3000 with 100mm C-profile |
| Dimensions | Length 600 – 3000 mm Width 247 – 1350 mm |
| C-profile | Width min. 50 / max. 300 mm |
| Hinge-down option | Easy function Swing function |
| Special design* | - Trapezoidal panels - Curved panels - Segmented vaulted or waved ceilings - Chilled and heated ceilings *Please contact Armstrong Technical Sales service |



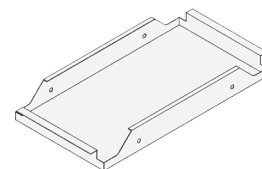
Easy Function



Swing Function



B-H 300



Panel with Easy function

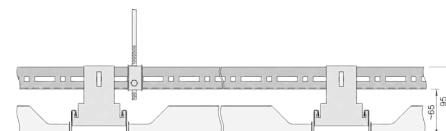


Panel with Swing Function

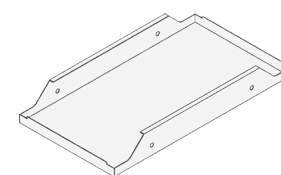
B-L 302

Lay-In solution with rectangular panels
Square edged
With 3 mm black gasket on one long side

| | |
|------------------|--|
| Grid | System 3000 with 100mm Bandrastrer profile |
| Dimensions | Length 600 – 3000 mm Width 247 – 1350 mm |
| Bandrastrer | 50, 75, 100, 125 and 150 mm |
| Special designs* | - Trapezoidal panels - Chilled and heated ceilings *Please contact Armstrong Technical Sales service |



B-L 302





TARTAN GRID - CLIP-IN & HOOK-ON


BENEFITS

- Solution for square and/or rectangular room partitioning
- Easily installed and removed
- Grid can be emphasised by using contrasting colours
- Trim strip or C-profile can connect to the partition systems to integrate lighting systems efficiently
- Decorative solutions achieved through a variety of panel design options (square mega panel, rectangular, triangle)

APPLICATION AREA

Ideal for breaking up large spaces.

PROJECT: International Book Club - City Madrid (SP) : ARCHITECT: Stitzman Staiff, David S.
SOLUTION: K-H 400 Standard Perforated Rg 2516



TARTAN GRID

Clip-In - K-Clip

Hook-On - K-H 400

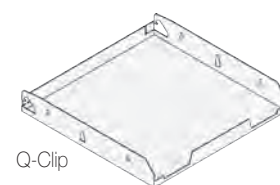
K-CLIP

Clip-In solution with crossing boxes and trim strips
Crossing boxes 100 x 100 / 105 x 105 / 150 x 150 mm
With Q-Clip or R-Clip

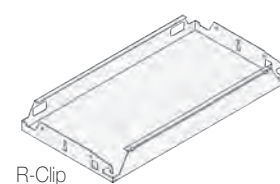
| | |
|-----------------|--|
| Grid | System 3000 with spring-A bar |
| Modules | 700 x 700 mm / 705 x 705 mm / 750 x 750 mm 1300 x 1300 mm / 1305 x 1305 mm / 1350 x 1350 mm |
| With Q-Clip | 600 x 600 mm |
| With R-Clip | 1200 x 300 mm / 1200 x 400 mm / 1200 x 600 mm |
| Special designs | <div> <div>100 mm</div> </div> <div> <div>105 mm</div> </div> <div> <div>150 mm</div> </div> |



K-Clip



Q-Clip



R-Clip

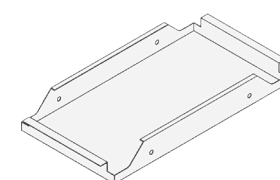
K-H 400

Hook-On solution
Crossing boxes 100 x 100 mm
With 3 mm black gasket on two short and one
or two long sides

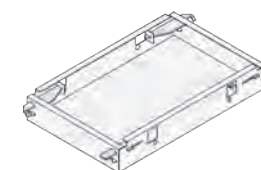
| | |
|-------------------|---|
| Grid | Crossing boxes and C-profile |
| Dimensions | Length 600 – 3000 mm Width 247 – 1350 mm |
| Hinge-down option | Easy function Swing function |
| Special designs | <div> </div> <div> </div> |



K-H 400



Panel with Easy Function



Panel with Swing Function



Easy Function

Swing Function



VERTICAL BAFFLES - Hook-On

BENEFITS

- Ideal combination of high sound absorption and attractive design
- Versatile secondary support grid
- Attractive solution for large-scale buildings
- Easy service integration (ventilation, lighting, sprinkler) between baffles

APPLICATION AREA

Suitable for busy open plan spaces such as entrance halls, airports, waiting areas, meeting rooms, restaurants or multi purpose spaces and is also suitable for retrofitting.

PROJECT: Autodromo Monza (IT) : ARCHITECT: Consa Studio di Architettura : CEILING CONTRACTOR: Coiver Contract S.r.l.
SOLUTION: V-P 500 Microperforated Rd 1522



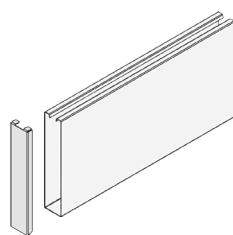
VERTICAL BAFFLES

Hook-On - V-P 500 / V-K 500

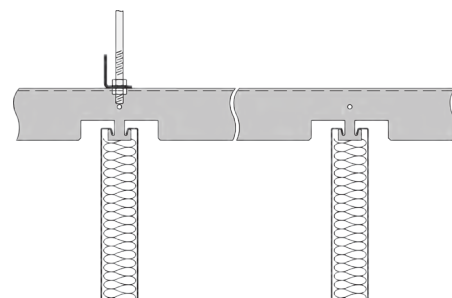
V-P 500

Hook-On solution with vertical baffles
Parallel alignment
Optional face cover

| | |
|---------|---|
| Grid | Primary angle with black baffle support profile |
| Baffles | Length max. 3000 mm Width 30 mm Height 150 / 200 / 250 / 300 mm |



Face Cover / Baffle

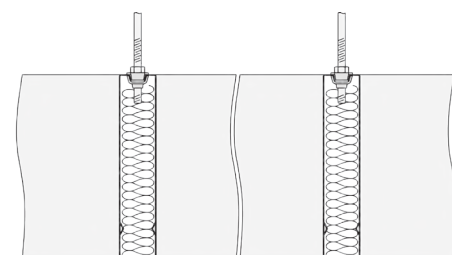


V-P 500

V-K 500

Hook-on solution with vertical baffles
Cross alignment

| | |
|---------|---|
| Grid | Direct suspension from threaded rod |
| Baffles | Length max. 3000 mm Width 30 mm Height 150 / 200 / 250 / 300 mm |



V-K 500



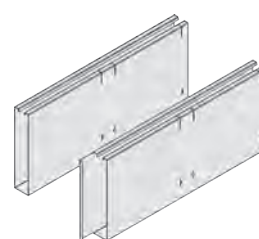
Main Baffle



Cross Baffle



Double Corner Baffle



Corner Baffles

| | |
|------------------|--------------------------------|
| For both systems | Further dimensions on request. |
|------------------|--------------------------------|



OPEN CELL - LAY-IN


BENEFITS

- Creates a modern, open look for a space
- Variety of design options
- 100% accessible to plenum (HVAC, lighting)
- Helps mask the plenum
- Lay-In system is fast and easy to install in standard Prelude 15 grid
- Custom sizes and colours available

APPLICATION AREA

CELLIO is recommended for shops, supermarkets, shopping malls, entrance areas, airports, railway stations and showrooms.

PROJECT: Birmingham Airport (World Duty Free Area) (UK) : ARCHITECT: D5 Architects LLP : CONTRACTOR: Miles Industries Ltd
SOLUTION: CELLIO C36



OPEN CELL

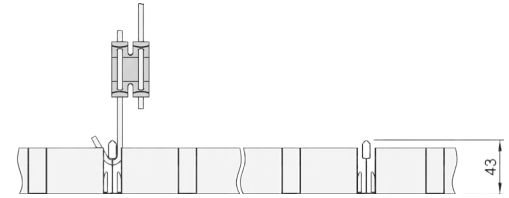
Lay-In - CELLIO

CELLIO

Lay-In solution with open cell tiles
Tiles in prepainted aluminium


| | |
|----------|----------------------|
| Grid | Prelude 15 TL |
| Modules* | 600 x 600 x 37 mm |
| Colours | Available on request |

*the actual size of the opening in Cellio tiles is the cell size – 15mm




CELLIO


Cellio C64



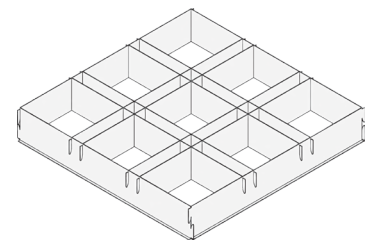
Cellio C49



Cellio C36




| | | | |
|------------------|--------------|--------------|----------------|
| Cell module size | 75 x 75 x 37 | 86 x 86 x 37 | 100 x 100 x 37 |
| Open area | 64% | 68% | 72% |
| Cut off angle | 31° | 27° | 23° |

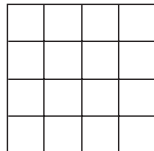


Standard hanger is pre straightened wire

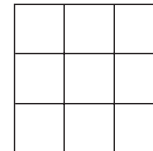
Cellio C25




Cellio C16



Cellio 9



| | | | |
|------------------|----------------|----------------|----------------|
| Cell module size | 120 x 120 x 37 | 150 x 150 x 37 | 200 x 200 x 37 |
| Open area | 76% | 81% | 85% |
| Cut off angle | 19° | 15° | 11° |



CORRIDOR CEILING - HOOK-ON, LAY-IN, CLIP-IN

BENEFITS

- Free-span solution
- Rectangular panel, adapted to corridor or circulation area width
- Various perimeter trim solutions for a clean aesthetic finish

APPLICATION AREA

Corridors where the panels simply span between walls.

- Meets visual and individual project requirements
- Easy, quick access to ceiling void due to swing-down functions

PROJECT: Linz-AG-Center Linz (AU) ::::: ARCHITECT: Architekturbüro Walter Ifsits, Vienna
SOLUTION: F-Clip Access with Optional Spacers, Large Plain Panels



CORRIDOR CEILING

Hook-On - F-H 600

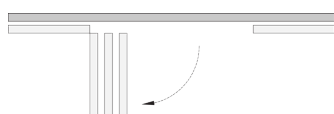
Lay-In - F-L 601

Clip-In - F-Clip Access

F-H 600

Hook-On solution with rectangular panels
Square edged

| | |
|---------------------|--|
| Grid | Wall connection profile with J-bar |
| Dimensions | Length 600 – 3000 mm Width 247 – 1350 mm (Swing 247 - 750 mm) |
| Hinge down function | Optional with G-profile and swing function Swing with 3 mm black gasket on one long and two short sides |

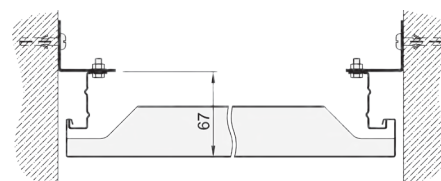


Swing-Down Function


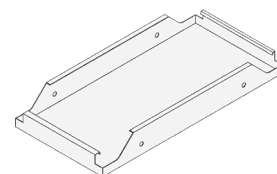
F-L 601

Lay-In solution with rectangular panels
Square edged
With 3 mm black gasket on one long side

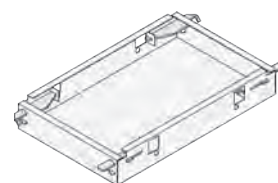
| | |
|------------|---|
| Grid | Perimeter trim |
| Dimensions | Length 600 – 3000 mm Width 247 – 1350 mm |



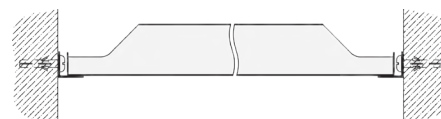
F-H 600



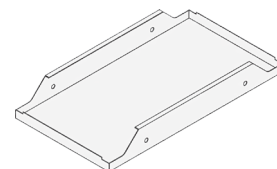
G-Profile



Panel with Swing Function



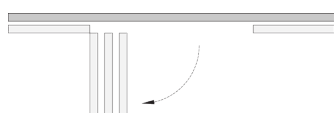
F-L 601



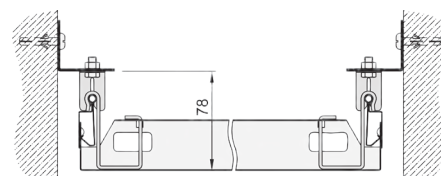
F-CLIP ACCESS

Clip-In solution with rectangular panels
Square edged
With swing-down function access

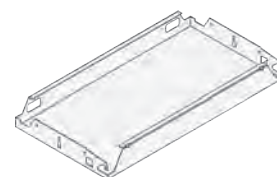
| | |
|------------|--|
| Grid | Wall connection profile with half spring A-bar |
| Dimensions | Length 600 – 2500 mm Width 247 – 600 mm |



Access Function



F-Clip Access



Other corridor solutions exist. Please contact us.

Perforations Page 46

Acoustic Performances Pages 47-49



ISLAND CEILINGS - CLIP-IN, HOOK-ON

BENEFITS

- Modular concept for optimum flexibility
- Visually defines a space
- Freedom in design
- Modern absorber solution for exposed concrete ceilings
- Meets demanding acoustic requirements
- Integration of lighting, air conditioning and other equipment
- Quick and easy to install
- Concealed grid for a monolithic effect

APPLICATION AREA

A contemporary design and acoustic solution for all market segments. Chilled beams or chilled ceiling elements can be achieved with the D-H 700.

PROJECT: VRSG Rechenzentrum St. Gallen (CH) : ARCHITECT: Lantner & Olbrecht, Rorschach
CEILING CONTRACTOR: Phonex AG : SOLUTION: D-H 700 Microperforated Rg 0701



ISLAND CEILINGS

Clip-In - D-Clip

Hook-On - D-H 700


D-CLIP

Clip-In solution with rectangular panels
Square edged

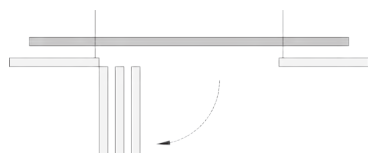
| | |
|----------------------|--|
| Grid | System 3000 grid modules with spring A-bar |
| Dimensions | Length 600 – 2500 mm Width 247 – 600 mm Edge detail all around 50 mm |
| Hinge down functions | Standard panel with swing-down function access End and single panel without access function |



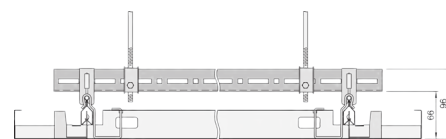
Modular Option



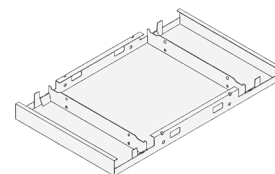
Single Panel



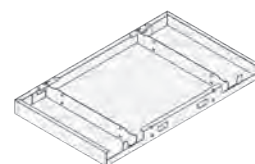
Access Function



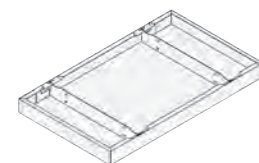
D-Clip



Standard Panel



End Panel



Single Panel

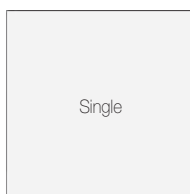
D-H 700

Hook-On solution with rectangular panels
Square edged

| | |
|------------|---|
| Grid | System 3000 grid modules |
| Dimensions | Length 600 – 2750 mm (in steps of 25 mm) Width 250 – 600 mm (in steps of 25 mm) Edge detail all around standard 50 mm Edge detail all around optional 65 mm (for additional inlays, chilled ceilings, etc.) |




Modular Option



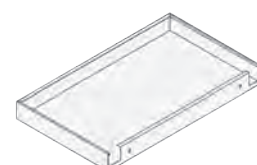
Single Panel



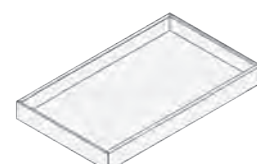
D-H 700



Standard Panel



End Panel



Single Panel



ISLAND CEILINGS - CANOPY

BENEFITS

- Modular concept offering optimum flexibility and freedom of design
- Visually defines a space
- Modern absorber solution for exposed concrete ceilings
- Meets demanding acoustic performances
- Integration of lighting, air conditioning and other equipment
- Quick and easy to install

APPLICATION AREA

A contemporary design and acoustic solution for small or large rooms in all market segments.

PROJECT: Parker Hannifin GmbH - Bielefeld (D) :..... ARCHITECT: Podufal + Wiehofske Architekten und Ingenieure, Lohne
CONTRACTOR: Offszanka Trockenbau GmbH & Co. KG :..... SOLUTION: Canopy Concave



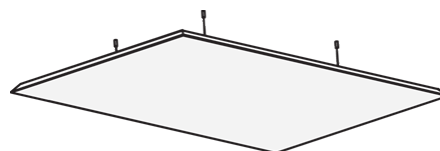

ISLAND CEILINGS

Canopy

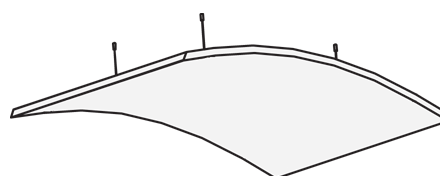
CANOPY

Single element solution
 Different shapes: Flat, concave, convex
 Edge detail 47°, thickness 40 mm
 Colour RAL 9010 (white)
 Rg 0701 extra microperforation,
 back perforated Rg 2516 standard perforation
 Acoustic pad with black fleece on both sides

| | |
|------------------|---|
| Grid | Direct suspended by four cables |
| Flat | 1890 x 1180 x 40 mm |
| Concave | 1890 x 1181 x 40 mm, radius 2742 mm (inside) |
| Convex | 1890 x 1181 x 40 mm, radius 2742 mm (inside) |
| Special designs* | Light integration |
| | *Please contact Armstrong Technical Sales service |



Canopy Flat



Canopy Concave



Canopy Convex



WALL CLADDING - Hook-On

BENEFITS

- Variety of customised design solutions
- Impressive visual appearance
- Complete acoustic wall solution
- Large module sizes with upright and sloping panel options
- Easily assembled and demounted
- Can be used as a magnetic board in office and education environments

APPLICATION AREA

Acoustic and architectural design elements for market segments such as office, education, transportation etc., can be used for column claddings and bulkheads.

PROJECT: Dubai International Airport, Dubai (UAE) : ARCHITECT: Aéroport de Paris (ADP), Paris, France
SOLUTION: Custom Metal W-H 1100 Walls Plain with Rv 2532 Perforation in Custom RAL 9010



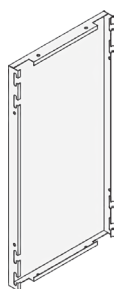
WALL CLADDING

Hook-On - W-H 1000 / W-H 1100

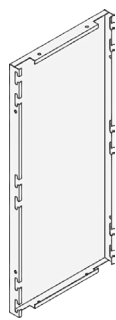
W-H 1000

Hook-on solution with rectangular panels
Square edged
With 5 mm black gasket and plastic spacer on one short and one long side
Offset distance standard 60^{+10}_{-15} mm

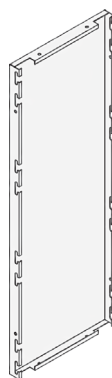
| | |
|--------|--|
| Grid | Horizontal direction C-wall profile fixed with wall anchors to the wall |
| Type A | Length 600 – 1300 mm / Width 275 – 1000 mm |
| Type B | Length 1301 – 2500 mm / Width 275 – 1000 mm |
| Type C | Length 2501 – 3000 mm / Width 275 – 1000 mm |
| Type D | Length 600 – 3000 mm / Width 275 – 1000 mm Edge detail all around 30 mm for standard panels 40 different types of panels available on request... |



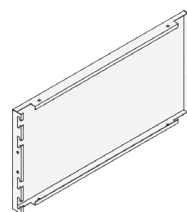
Panel Type A



Panel Type B



Panel Type C



Panel Type D

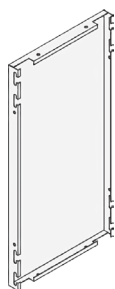


W-H 1000

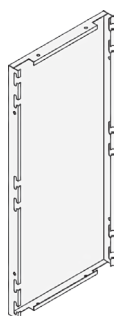
W-H 1100

Hook-on solution with rectangular panels
Square edged
With 5 mm black gasket and plastic spacer on one short and one long side
Offset distance standard 60^{+17}_{-8} mm

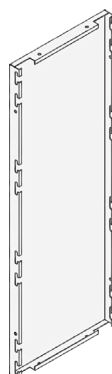
| | |
|--------|--|
| Grid | Vertical direction U-wall profile fixed with wall anchors to the wall |
| Type A | Length 600 – 1300 mm / Width 275 – 1000 mm |
| Type B | Length 1301 – 2500 mm / Width 275 – 1000 mm |
| Type C | Length 2501 – 3000 mm / Width 275 – 1000 mm |
| Type D | Length 600 – 3000 mm / Width 275 – 1000 mm Edge detail all around 30 mm for standard panels 40 different types of panels available on request... |



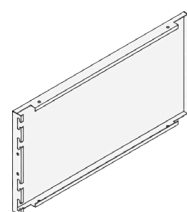
Panel Type A



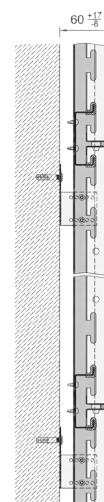
Panel Type B



Panel Type C



Panel Type D



W-H 1100



COLOURS & FINISH OPTIONS

PROJECT: O2 ARENA, Main and VIP Lobby Schmidhuber & Partner, Munich (D) : ARCHITECT: HOK Sport
 CEILING CONTRACTOR: Rogge Spezialbau, Berlin : SOLUTION: R-H 200 Ceiling, W-H 1100 Wall Cladding



Light reflectance

| Pattern | RAL 9010 | Global White |
|--|----------|--------------|
| Plain (unperforated) | 85% | 75% |
| Extra Microperforation Rg 0701 with black acoustic fleece | 80% | 70% |
| Standard Perforation Rg 2516 with black acoustic fleece | 70% | 65% |
| Microperforation Rd 1522 with black acoustic fleece | 65% | 60% |

Measured in accordance with EN ISO 7742-2 & EN ISO 7742-3.

Safe & Healthy

The Armstrong standard RAL 9010 Pure White powder coating consists of organic binders based on polyester and epoxy resins, small amounts of additives, and inorganic as well as pigments for colour. It contains no heavy metals and is free of toxic additives. Thus, the coating is not subject to any toxicological classification or identification requirements.

Under thermal loads, it does not emit any combustion products apart from those generated when burning other organic substances such as wood, oil, or household waste.

Powder coat finish

The way in which incident light is reflected by a surface depends on its texture. Smooth surfaces exhibit more gloss than textured ones.

The light reflected at an angle of 60 degrees is measured and compared with the incident light. The ratio defines the degree of gloss.

Armstrong's standard RAL 9010 Pure White colour with a satin smooth finish has a degree of gloss of about 22 percent, measured according to Gardener and DIN 67530.

The standard finish to metal ceiling panels is a high quality polyester powder coating.


Aesthetically, the powder coat finish to metal products creates a smooth, satin appearance, which conceals its resilient technical qualities.

Electro-statically applied and oven cured, powder coat finishes have a greater film thickness than wet paint applications or products manufactured from pre-painted steel coil, and give a more durable and impact resistant surface. Powder coat finishes are UV stable, do not support micro-biological growth and are easily cleaned.


Standard colours

RAL and NCS are the most widely used colour systems in the construction industry. Armstrong uses RAL 9010 Pure White as its standard colour. Of course, all colours in the RAL and NCS palettes are available.


RAL 9010 white (20% gloss), optional Global White (12% gloss).



RAL 9010



Global White



RAL 9006



RAL 9007

Special colours


Armstrong offer all RAL and NCS colours for your custom solutions.




FINISH OPTIONS: Wood effects

Wood effects is a unique metal ceiling from Armstrong and offers architects and building owners the opportunity to combine the attractiveness and exclusivity of a natural wood surface with all the advantages of a metal ceiling.


The ceiling is not laminated so the danger of exfoliation is nullified. Further, the coating generates a uniform colour tone and a consistent texture. As a result the obvious variations which so often accompany real wood panels are minimised.



Maple (steam treated)




Douglas-Fir



Walnut



Pine



Elm



Oak

For further finish options, please contact us.



MESH METAL CEILINGS

Benefits

- Variety of mesh types, structures, sizes, surfaces
- Various design options available
- Light weight
- A total flexible system allowing lighting, ventilation as well as technical fittings and electrical installations
- Flexible and easy to maintain
- Air-and light permeable with a clear view into the ceiling void.

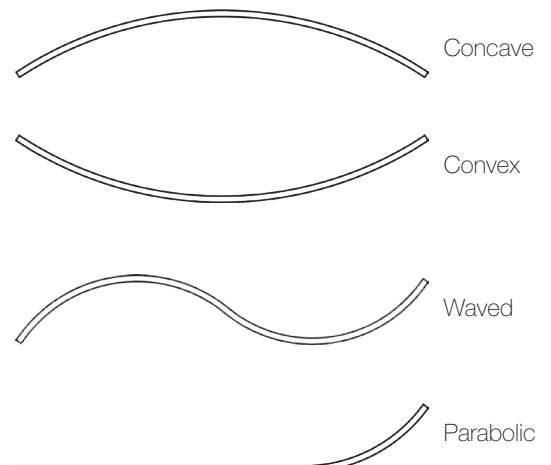
Application area

- Design element in form of a square tile or rectangular panel for various room applications
- Architectural design elements in all types of segments and especially in public areas where due to increased fire regulations a minimum free area is required (airports, railway stations, etc.).





CURVED CEILINGS

- Concave, convex or wave panels allow varying heights to create stunning visual effects
- Quick installation with minimal visible grid to create wall to wall or island solutions
- Using a concealed suspension system to create a smooth, curved visual
- Hook-On systems can also be utilised.



SPECIFIC SOLUTION - BIOGUARD

- **BIOGUARD** is a special treatment applied to Armstrong mineral and metal tiles.
- Bioguard products can be cleaned with diluted disinfectants containing active agents such as Quaternary Ammonium, Hydrogen Peroxide and Chlorine.
- Bioguard provides protection against bio-contamination.
- Bioguard solutions have the following benefits:
 - They prevent the build-up of bacteria, mould and yeast.
 - They prevent the settlement of micro-organisms that land on the surface of the tile.
 - There is no radiation or spread of chemicals in the air.
 - They are harmless for people, animals and plants.
 - They are effective during the life-time of the ceiling as long as the surface is intact.
- Bioguard tiles meet the requirements for use in Zone 4 according to NF S 90-351.
- ISO 5 Clean room performance for Bioguard Extra Microperforated with fleece and Premium B15 (tested against ISO 14644-1).
- ISO 3 Clean room performance for Metal Bioguard Plain (tested against ISO 14644-1).
- The very smooth surface of Bioguard prevents the accumulation of dust and micro-organisms (Kinetic of Decontamination test against NF S 90-351).
- Bioguard Plain is suitable for use in category 1- 6 areas as defined in HTM 60.
- 100% RH performance for Bioguard Plain when painted front and back.

| | METAL | | GRID |
|--|---|-----------------------------------|--------------------------------|
| | BIOGUARD Extra Microperforated with fleece and Premium B15 | BIOGUARD Plain | CLEAN ROOM Grid |
| HTM 60 Category | Category 2, 3, 4, 5, 6 | Category 1*, 2, 3, 4, 5, 6 | Category 2, 3, 4, 5, 6 |
| Classification NF S 90-351 | Zone 1, 2 & 3 | Zone 1, 2, 3 & 4 | Zone 1, 2 & 3 |
| Particle emission class | ISO 5 | ISO 3 | ISO 4 |
| Material | Steel with acoustic fleece and mineral fibre infill | Steel | Aluminium |
|  Cleaning | Washable with a damp sponge | High pressure** water cleaning | Washable with a damp sponge |
|  Resistance to disinfectants | Quaternary Ammonium, Hydrogen Peroxide, Chlorine | | |

* HTM 60 category 1 calls for a smooth, impermeable and jointless soffit. Where access is required Armstrong propose a Clip-In concealed grid ceiling with the joints filled with an appropriate flexible silicone mastic to provide a 'jointless' solution.

** High pressure water cleaning solution is using METAL Clip-In Plain.

PERFORATIONS

One of the key functions of a metal ceiling is to create a pleasant atmosphere enhanced by intelligent noise abatement. Armstrong perforations offer a vast spectrum of aesthetic solutions for effective acoustic comfort. Depending on the intended purpose of a room, reverberation times will need to be optimised as well. This parameter depends on the total absorption capacity of the room.

Airborne sound absorption is based on the conversion of sound energy into heat by friction processes which take place in absorbing materials and systems.

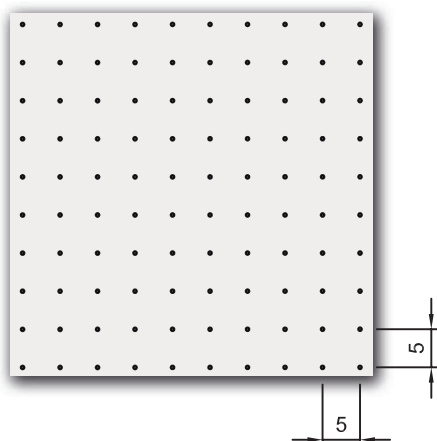
All of the perforation types can be found in the brochure "Perforations".

Ultra Microperforation Rg 0501

Hole diameter: 0.5 mm

Free area: 0.64 %

Using fibre free
absorber

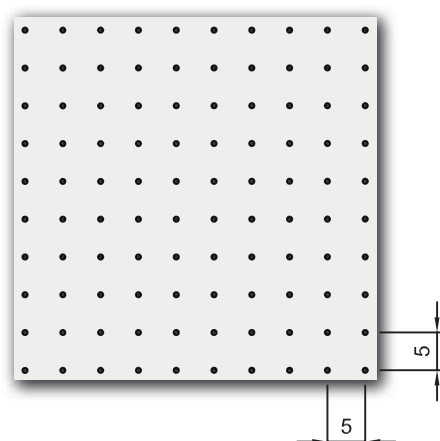


Extra Microperforation Rg 0701

Hole diameter: 0.7 mm

Free area: 1.5 %

Standard acoustic
infill

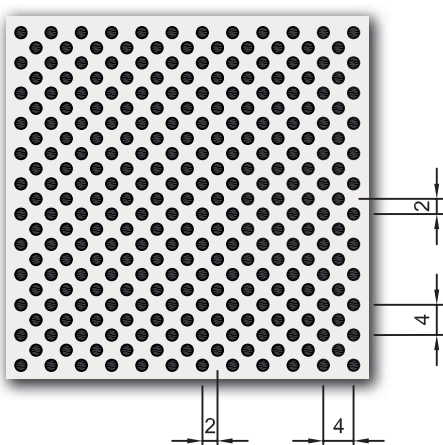


Micro Perforation Rd 1522

Hole diameter: 1.5mm

Open area: 22%

Standard acoustic infill

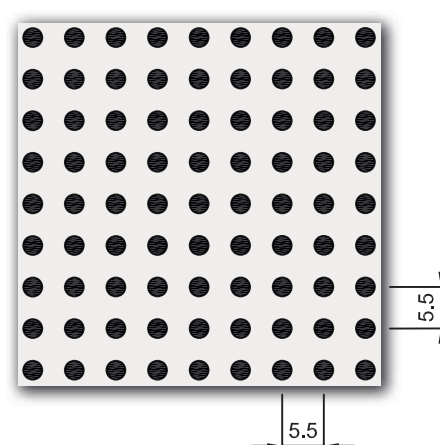


Standard Perforation Rg 2516

Hole diameter: 2.5mm

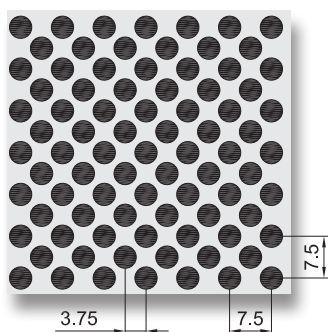
Open area: 16%

Standard acoustic infill

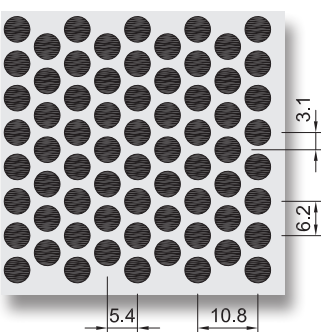


Armstrong offer special perforations for air flow (Rd 4045 and Rv 4650) and loudspeakers (Qg 4025 and Qg 8043)...


Rd 4045*



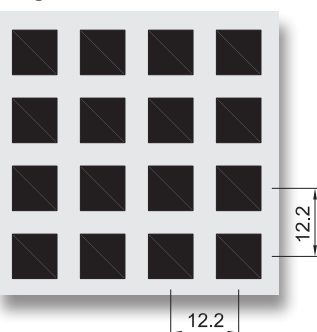
Rv 4650*



Qg 4025*



Qg 8043*



*scale ¼

A large selection of over 50 additional perforations are available on request. Please contact us for more details.

ACOUSTIC PERFORMANCES



Sound attenuation for better CONFIDENTIALITY



- **Sound attenuation** is the control of sound transmission between adjacent spaces with a common void above them.
- **Sound reduction** is the control of sound generated in the plenum or coming from the floor above.



Sound absorption for better CONCENTRATION



- **Sound absorption** is the part of incident sound that is not reflected by the tile.



Sound attenuation & absorption for better INTELLIGIBILITY



- Balance of **sound attenuation** and **absorption**.


Acoustic Performance

Metal ceiling products have been tested for their acoustic performance in terms of sound absorption, sound attenuation and sound reduction. All perforated products can be supplied with a variety of factory fitted acoustic infill options.


3 standard infill options* are available across the Armstrong range of metal tiles...



Acoustic fleece black, 63 g/m²



Premium B15



Premium OP19

Acoustic Fleece

Non-woven acoustic fleece provides a cost effective solution for general sound absorption requirements. As a solution that is bonded to the reverse of the metal tile it helps eliminate pattern staining issues that may occur with loose laid solutions.

Premium B15

Premium B15 solutions have been developed to combined good both sound absorption and high sound attenuation performance. It combines the non-woven acoustic fleece with a 15mm mineral infill board as a factory fitted acoustic solution.

Premium OP19

Premium OP19 provides high sound absorption performance utilising specially developed lower density Armstrong mineral infill boards. Premium OP19 infill can achieve up to Class A sound absorption.

*Additional acoustic solutions are available including AM and AMPK glasswool slabs and aluminium foil black tissue faced (AFBTF) pads. Please contact us for more details.


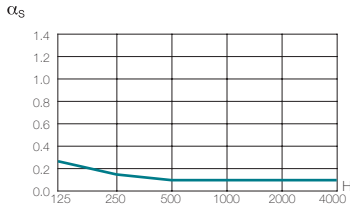

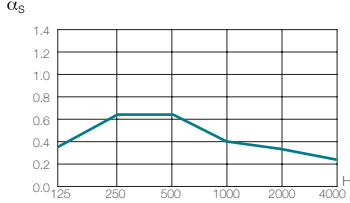

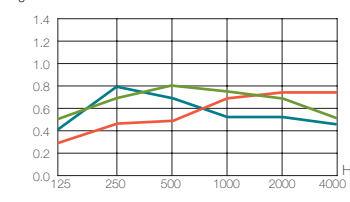

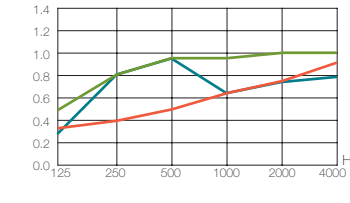

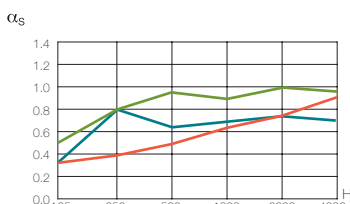
ACOUSTIC PERFORMANCES



EN ISO 354 &
EN ISO 11654

Sound absorption

Is the control of reflected sound, provided by the suspended ceiling, within a space.

| | α_w | NRC | 125 | 250 | 500 | 1000 | 2000 | 4000 | Hz | Abs Class | Cert N° | Octave Band Centre Frequency (Hz) | |
|---|--|-----------------------------------|------|------|------|------|------|------|------------|------------|---------|---|---|
|  | <ul style="list-style-type: none">● 0.10(L) | Plain - no infill | 0.10 | 0.25 | 0.15 | 0.10 | 0.10 | 0.10 | α_p | n/c | 2206 |  | |
|  | <ul style="list-style-type: none">● 0.40(LM) | Ultra Microperforated - no infill | 0.55 | 0.35 | 0.65 | 0.65 | 0.40 | 0.35 | 0.25 | α_p | D | 2252 |  |
|  | <ul style="list-style-type: none">● 0.55(L) | Extra Microperforated with fleece | 0.65 | 0.40 | 0.80 | 0.70 | 0.55 | 0.55 | 0.45 | α_p | D | 2253 |  |
| | <ul style="list-style-type: none">● 0.65 | Extra Microperforated with B15 | 0.60 | 0.30 | 0.45 | 0.50 | 0.70 | 0.75 | 0.75 | α_p | C | 2334 | |
| | <ul style="list-style-type: none">● 0.70 | Extra Microperforated with OP19 | 0.75 | 0.50 | 0.70 | 0.80 | 0.75 | 0.70 | 0.50 | α_p | C | 6714a | |
|  | <ul style="list-style-type: none">● 0.75 | Microperforated with fleece | 0.80 | 0.30 | 0.80 | 0.95 | 0.65 | 0.75 | 0.80 | α_p | C | 2175 |  |
| | <ul style="list-style-type: none">● 0.60(H) | Microperforated with B15 | 0.60 | 0.35 | 0.40 | 0.50 | 0.65 | 0.75 | 0.90 | α_p | C | 2337 | |
| | <ul style="list-style-type: none">● 1.00 | Microperforated with OP19 | 0.90 | 0.50 | 0.80 | 0.95 | 0.95 | 1.00 | 1.00 | α_p | A | 6713a | |
|  | <ul style="list-style-type: none">● 0.75 | Standard Perforated with fleece | 0.75 | 0.35 | 0.80 | 0.65 | 0.70 | 0.75 | 0.70 | α_p | C | 141401 |  |
| | <ul style="list-style-type: none">● 0.60(H) | Standard Perforated with B15 | 0.60 | 0.35 | 0.40 | 0.50 | 0.65 | 0.75 | 0.90 | α_p | C | 2340 | |
| | <ul style="list-style-type: none">● 0.95 | Standard Perforated with OP19 | 0.90 | 0.50 | 0.80 | 0.95 | 0.90 | 1.00 | 0.95 | α_p | A | 6715a | |

All Armstrong acoustic testing is conducted at independent third party accredited laboratories.

Contact Armstrong for information on test methods or visit our acoustic mini-website www.acousticalceilings.co.uk



EN 20140-9
& EN 717-1

Sound attenuation






Is the control of horizontal sound transmission through a suspended ceiling and common void located above adjacent spaces.



EN ISO 140-3
& EN ISO 717-1

Sound reduction

Is the control of vertical sound transmission through a suspended ceiling located above a space.

| | Dncw | Cert N° |
|---|--|--|
|  | Plain - no infill Plain + B15 | 44 dB 47 dB 2438 2439 |
|  | Ultra Microperforated – no infill | 18 dB 3844-98-1 |
|  | Extra Microperforated + fleece Extra Microperforated + B15 Extra Microperforated + OP19 | 30 dB 40 dB 31 dB 2432 2427 6720a |
|  | Microperforated + fleece Microperforated + B15 Microperforated + OP19 | 20 dB 41 dB 27 dB 2437 2443 6719a |
|  | Standard Perforated + fleece Standard Perforated + B15 Standard Perforated + OP19 | 20 dB 41 dB 28 dB 2437* 2443* 6721a |

| Rw | Cert N° |
|--------------------------------|---------------------------------|
| 19 dB 21 dB | 5936 5937 |
| - | - |
| - | - |
| 15 dB | 6725a |
| 6 dB 18 dB 12 dB | 5939 5941 6724a |
| 6 dB 18 dB 13 dB | 5939* 5941* 6726a |


* Highlighted Dncw and Rw performances for the Standard Perforation (16% open area) are estimated as being not less than the tested Microperforated (22% open area) performance.

SERVICE INTEGRATION

Semi-standard details

The ability to integrate building services equipment is a major feature of metal ceiling systems. Metal tiles can be engineered with cut-outs, apertures and special details to accommodate the proliferation of services utilised in today's modern building projects. Whether the specifier selects a standard metal tile or a more customised answer for his project, lighting fittings, air conditioning grilles and fire protection equipment need to be harmonised with the ceiling system. For us, this is standard practice, and the advanced manufacturing capabilities of our metal ceiling facilities enable products to be offered complete with engineered solutions for the incorporation of building services.


Special size and half module tiles can also be produced when necessary to finish ceilings at perimeters and other junctions.



Punched or laser cutting of aperture for lighting fitting



Rear view of accurately formed aperture with stiffening angles



Rear view with lighting fitting



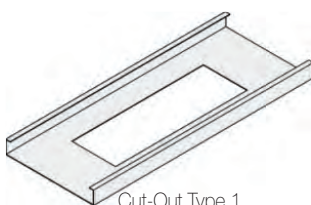
Face view of tile

Metal ceiling tiles can incorporate a heating and cooling system to contribute to improved comfort for building occupants.

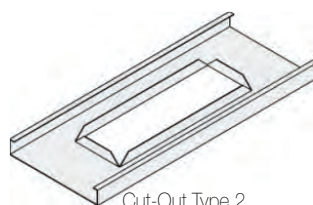
Cut-outs and perforations

| | |
|----------|--|
| Cut-outs | Type 1 (rectangular) |
| | Type 2 (rectangular with bendings) |
| | Type 2A (rectangular with bendings and reinforcement angles for loads) |
| | Type 4 (round) |

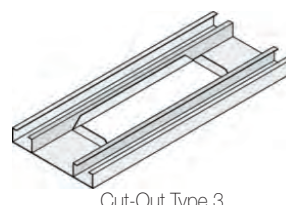
| | |
|--------------|---|
| Perforations | Air-flow perforations Rd 4045 and Rv 4650 |
| | Loudspeaker perforation Qg 4025 and Qg 8043 |



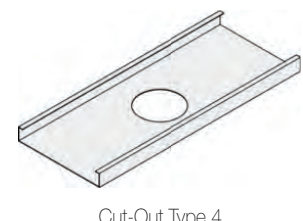
Cut-Out Type 1



Cut-Out Type 2



Cut-Out Type 3



Cut-Out Type 4

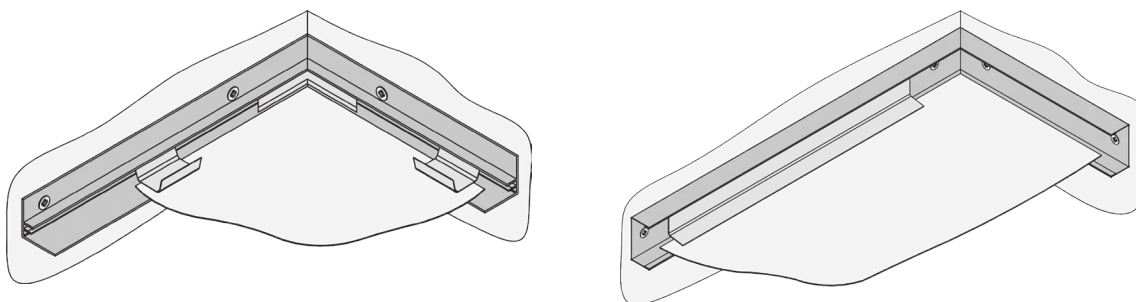
Special cut-outs available on request

PERIMETER TRIMS

A variety of aluminium extrusions and steel channel sections are offered to provide simple and effective detailing at the perimeter of the ceiling.

Whether the requirement is to finish the ceiling directly against the perimeter wall, or to utilise plasterboard margins, a choice of solutions are available. Some of the sections have been purpose designed for use with Axal Vector, MicroLook and Tegular tiles, and form part of our Axiom Transition range of aluminium profiles.

Perimeter details



Field cutting

Tiles can be cut using tin snips, electric sheet metal shears or band saw. Care must be exercised to avoid damage to the painted surface, bending or distortion of the tiles.

AXIOM Transitions

Axiom Transitions are the ideal solution for metal tile to plasterboard inter-faces. Five extrusions are available for use with metal tiles:


- Axiom Transitions plasterboard Perimeter Trim
- Axiom Transitions for Tegular / MicroLook
- Axiom Transitions for Axal
- Axiom Transitions Channel (cut metal tiles)
- Axiom Transitions Angle



Axiom Transitions for Axal Vector



Axiom Transitions Angle with Silhouette



Axiom Transitions Channel



Axiom Transitions for Tegular / MicroLook

For more information on perimeter details, please contact us.

TECHNICAL INFORMATION

Metal walls and ceilings can be used in schools, offices, transport facilities, industrial buildings and also hospitals where their cleanability makes them ideal to meet the clean room standards required in the healthcare sector.



Fire reaction

National Building Regulations (where applicable) require that buildings meet the appropriate Euroclass fire reaction performance depending upon the area of application. Armstrong products have been tested to the harmonised European fire reaction standards and meet the minimum performance criteria. Many Armstrong products have also been tested for their fire resistance performance under various floor constructions.

Metal tiles do not burn and contain no volatile organic components. Metal provides protection against fire and can also provide a shield against radio waves due to their conductivity. As well, many of our acoustical metal ceilings and walls achieve a fire class of A1 according to EN 13501-1.

Armstrong Metal Ceilings products have been tested to meet a variety of fire test classifications

Plain without acoustic infill

| | |
|-----|-------------------------------------|
| EEA | Euroclass A1 (RAL 9010) |
| EEA | Euroclass A2-s1, d0 (other colours) |
| EEA | Euroclass B-s1, d0 (with gasket) |

Perforated without acoustic infill

| | |
|-----|-------------------------------------|
| EEA | Euroclass A1 (RAL 9010) |
| EEA | Euroclass A2-s1, d0 (other colours) |
| EEA | Euroclass B-s1, d0 (with gasket) |

With fleece, aluminium foil black tissue faced (AFBTF) pad or B15 or OP19 infill

| | |
|---|---|
| Perforated $\varnothing \leq 2.5$ mm (acoustic fleece) | EEA Euroclass A2-s2, d0 (Euroclass A1 performance available on special request). |
| Perforated $\varnothing \leq 2.5$ mm (acoustic fleece and gasket) | EEA Euroclass B-s2, d0 |
| Perforated $\varnothing \leq 2.5$ mm (AFBTF pad) | EEA Euroclass A1 |
| Perforated $\varnothing \leq 2.5$ mm (Premium B15 infill) | EEA Euroclass A2-s1, d0 |
| Perforated $\varnothing \leq 2.5$ mm (metal OP19 infill) | EEA Euroclass A2 |



Thermal conductivity

The ever increasing commitment to energy conservation, dictates that buildings should be as energy efficient as is compatible with their function, use and as specified in national building regulations. Interior building products which can form part of the external structure, such as suspended ceilings beneath a roof construction, can contribute to minimising the loss of heat to the exterior by reference to their thermal conductivity values. Armstrong conducts extensive tests of thermal conductivity on a wide range of its products, in accordance with EN 12667 (as specified in EN 13964) and ISO 8301, by third party accredited laboratories. The thermal conductivity values indicated on each product data page are as determined by these tests.

| Pattern | Thermal conductivity W/mK |
|---|------------------------------|
| Plain (unperforated), no inlay | 0,244 |
| Plain (unperforated), with fleece | 0,163 |
| Plain (unperforated), with 8mm (100 kg/m ³) aluminium foil wrapped mineral wool | 0,187 |
| Plain (unperforated), with fleece and B15 | 0,0731 |



Product handling & durability

Armstrong metal wall and ceiling products are durable, long-lasting and can be cleaned to prolong their service life.

Frequent ceiling tile removal, typically in areas where building service equipment is located, means that a higher level of impact resistance can be required. In this category, the level of durability and impact resistance has been improved by Armstrong.

Cleaning and disinfection

The frequency and cleaning method of a ceiling varies from one application to another. All products can at least be cleaned with a dry cloth or vacuum cleaner.



Wipeable with a dry cloth.



Wipeable with a moist cloth.



Washable with a sponge dampened in water containing mild soap or diluted detergent.



Scrubable with water containing mild soap or diluted detergent (for plain tiles or perforated tiles without a fleece).



Can be cleaned using a high pressure water spray (High pressure water cleaning solution is using metal Clip-In Plain).



Can be cleaned with disinfectants commonly used in Healthcare premises (metal Bioguard solutions).

Air leakage

The cavity above a suspended ceiling may be used as part of the mechanical air distribution system, when it is used as a supply or extract plenum, and the air pressure in the plenum will be either positive or negative in comparison to the pressure in the room below. Similarly for 'Clean Room' applications, where it is most important to prevent the ingress of airborne dust contaminants, the room will be at positive pressure to the surrounding areas. Alternatively, to escape the egress of pathogens the room may be kept at a lower pressure relative to the surrounding areas. In these situations, it is necessary to know how much air leakage occurs through the ceiling system as a result of the pressure differential. Armstrong conducts extensive tests of air leakage on a wide range of its products, in accordance with EN 12114 and EN 13829, by third party accredited laboratories. Please contact Armstrong Technical Sales for further details of these results.

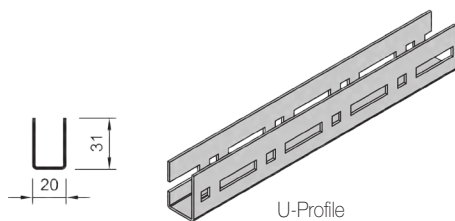
Air flow

When using perforated metal suspended ceilings, the cavity above may be used as part of the mechanical air distribution system when it is used as a supply plenum. With this arrangement the air pressure in the plenum is always positive in comparison to the pressure in the room below. Specific tiles can be selected as open (active), and these will become air diffusers, while the remaining tiles will have their perforations blocked (inactive). In this way the air flow supply volume to the room can be controlled and balanced dependent upon the pressure differential and the air change requirements. Armstrong conducts extensive tests of air flow on a range of its more common metal products, in accordance with EN 12114 and EN 13829, by third party accredited laboratories. Please contact Armstrong Technical Sales for further details of these results.

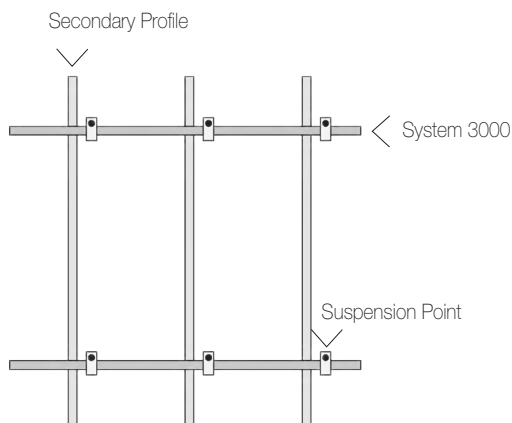
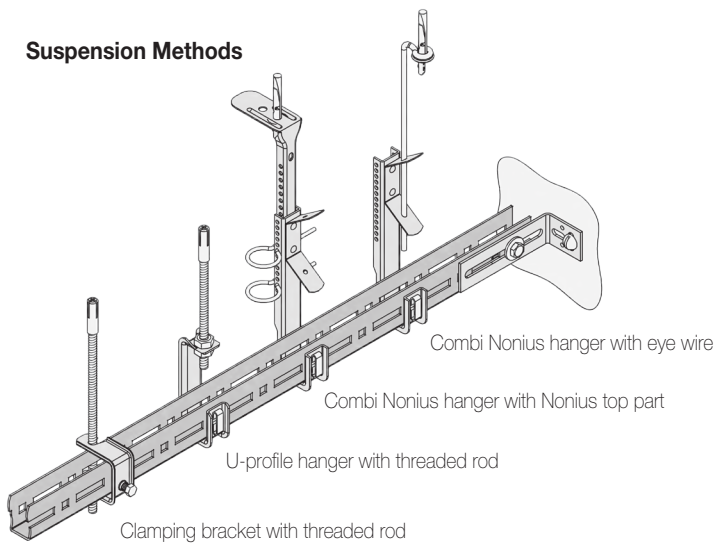
GRID SYSTEMS

System 3000

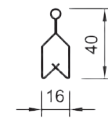
The System 3000 primary profile was specially designed for Armstrong ceiling systems. Various secondary profiles can be combined with it. This allows a wide variety of solutions. All components of the suspension system are available from stock. You can begin with installation immediately while we produce the ceiling panels. System 3000 also fulfils the two conditions stipulated by the EN standard 13964 with regard to load-bearing capacity (2.5 x to failure) and suitability for use (deflection limitations).



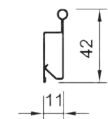
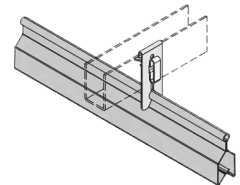
Suspension Methods



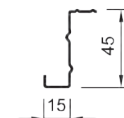
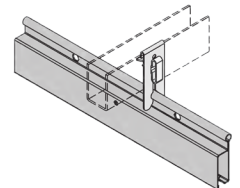
Secondary Profiles



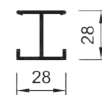
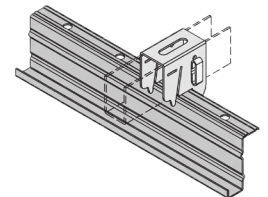
Spring A-Bar



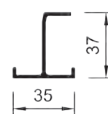
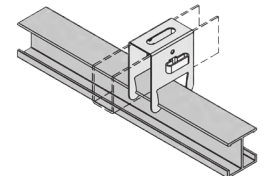
Half Spring A-Bar




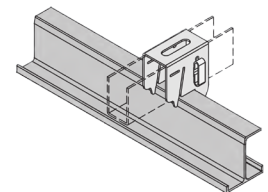
J-Bar



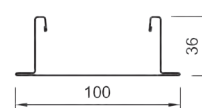
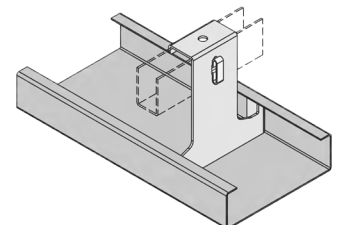
H-Profile 28



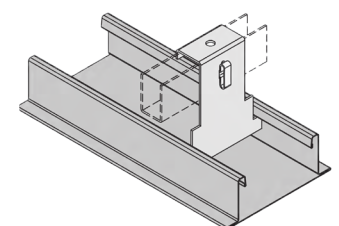
H-Profile 35



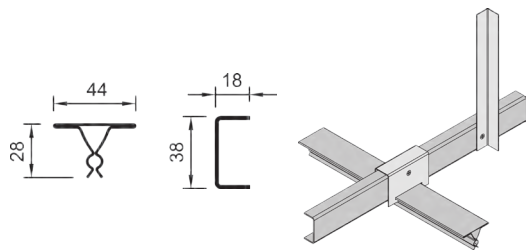
C-Profile



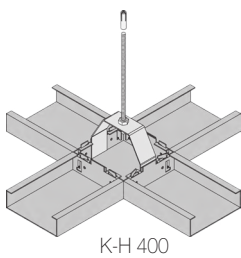
Bandrastrer Profile



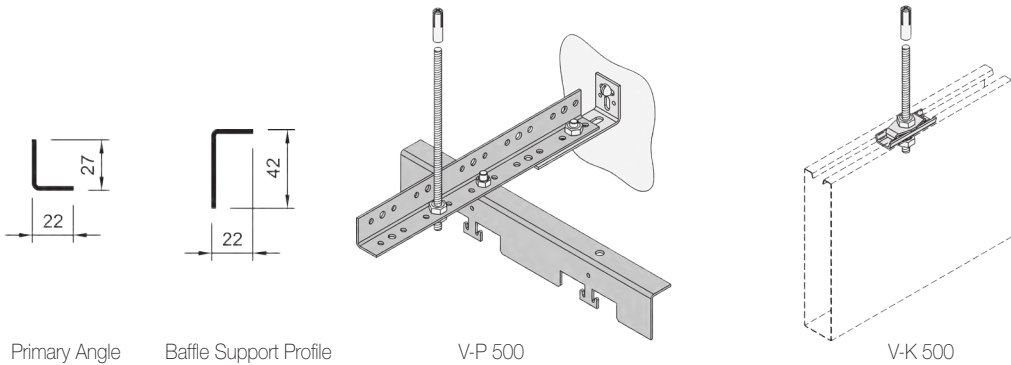
Spring T bar
& C-Channel



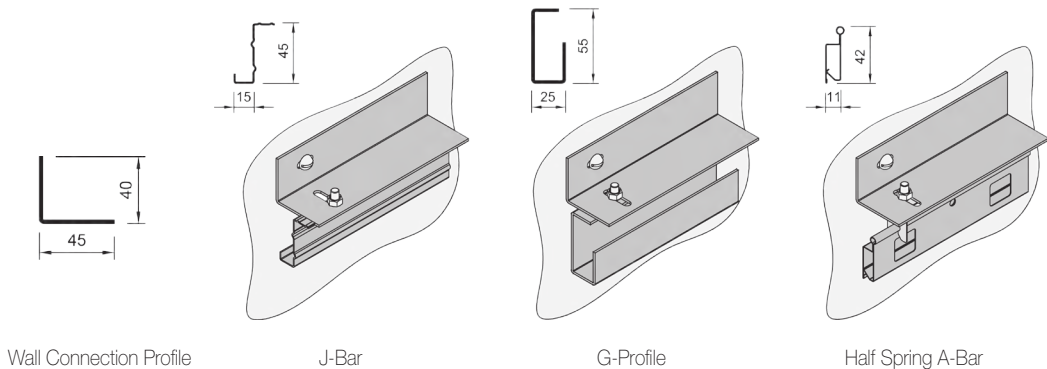
Tartan Grid



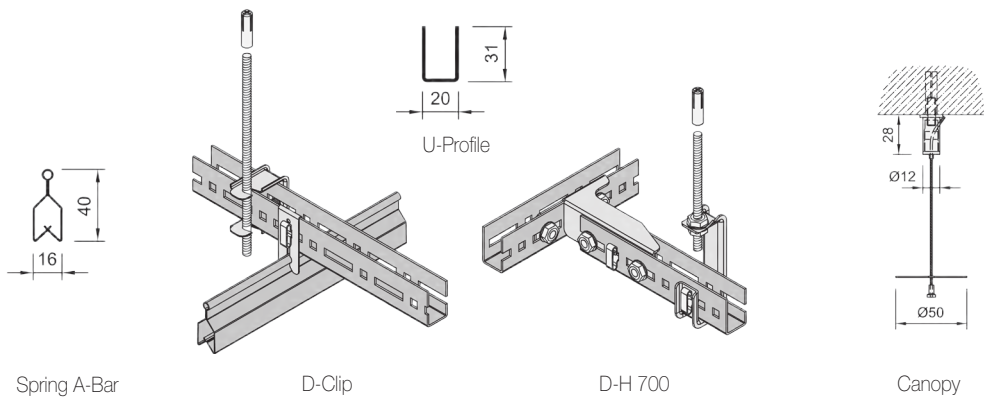
Vertical Baffles



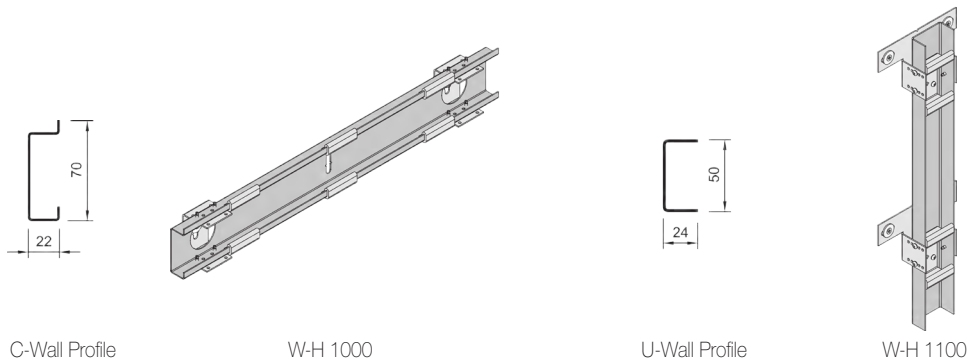
Corridor Systems



Island Ceilings



Wall Cladding



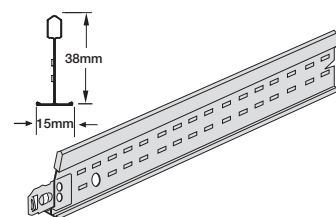
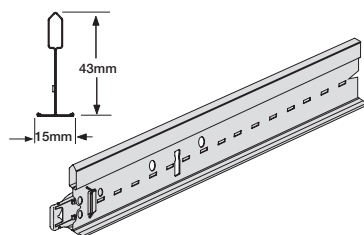
GRID SYSTEMS

Main Runner

Cross Tee

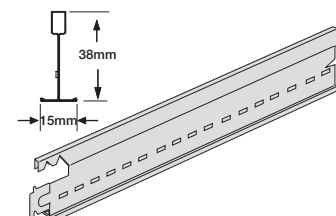
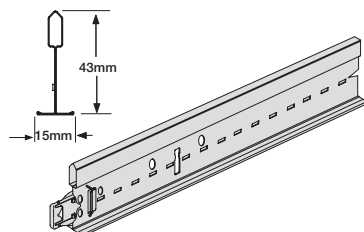
Prelude 15 XL²

System MicroLook 8
System MicroLook 16



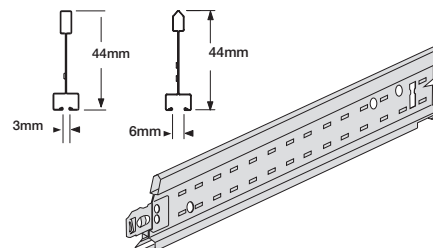
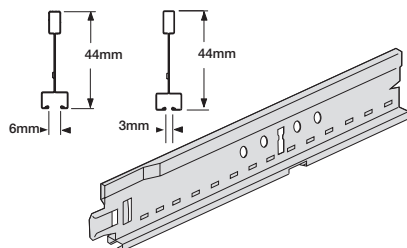
Prelude 15TL

System MicroLook 8
System MicroLook 16



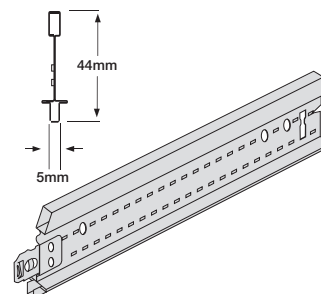
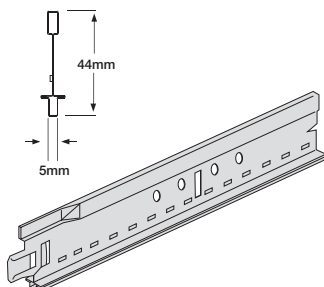
Silhouette 15 XL²

System MicroLook 8



Interlude 15 XL²

System MicroLook 8

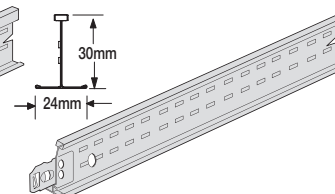
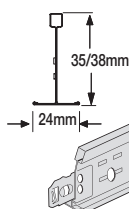
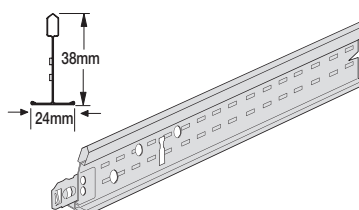
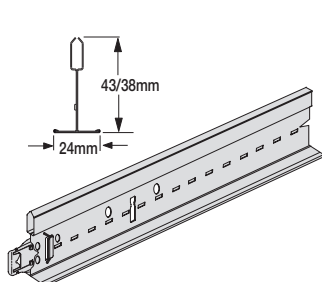


Main Runner

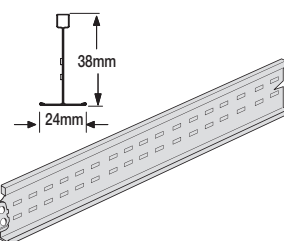
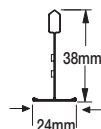
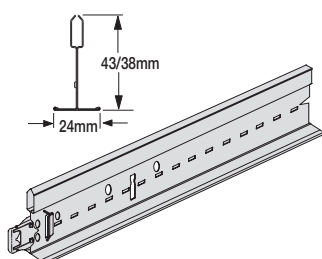
Cross Tee

Prelude 24 XL²


System Axal Vector
System Tegular 8
System Tegular 11 F
System Tegular 16

**Prelude 24 TLX**

System Board
System Tegular 2
System Tegular 8
System Tegular 11 F
System Tegular 16

**Hangers**

Suspension systems are offered with a complete range of commonly required accessories and perimeter solutions.

**Standard Colours**

| | Global White (GW) | Silver Grey RAL 9006 (SG) | Black (BK) | White RAL 9010 (WR) | Black/White |
|--------------------------------|-------------------|---------------------------|------------|---------------------|-------------|
| Prelude 24 TLX | | | | | |
| Prelude 24 XL ² | | | | | |
| Prelude 15 XL ² | | | | | |
| Prelude 15 TL | | | | | |
| Silhouette XL ² 6mm | | | | | |
| Silhouette XL ² 3mm | | | | | |
| Interlude | | | | | |

Further colours on request.

Belgium & Luxembourg

Armstrong Building Products B.V.
Postbus 3803
4800 DV Breda
Netherlands
Tel.: +32 02 223 00 72
Fax: +31 (0) 76 521 04 07
e-mail: benelux-info@armstrong.com
www.armstrongplafonds.be

Germany & Switzerland

Armstrong Building Products
Kundenservice
Office Building Quadrium
Claudius Prinsenlaan 126
4818 CP Breda
Netherlands
Tel.: +49 (0) 251 7603 210
Fax: +49 (0) 251 7603 593
e-mail: deutsche-info@armstrong.com
www.armstrongdecken.de
www.armstrongceilings.ch

Firmensitz
Armstrong Building Products GmbH
Robert-Bosch-Str. 10
48153 Münster
Germany

Armstrong Metalldecken AG
Breitfeldstrasse 8
9015 St. Gallen
Switzerland
Tel.: +41 (0) 71 313 63 63
Fax: +41 (0) 71 313 64 00
e-mail: gema@armstrong.com
www.armstrongceilings.ch

Zentralschweiz
Armstrong Metalldecken AG
Büro / Lager Zentralschweiz
Grossweid 9
6026 Rain
Switzerland
Tel.: +41 (0) 41 921 63 63
Fax: +41 (0) 41 921 63 80
e-mail: gema@armstrong.com
www.armstrongceilings.ch

Armstrong Plafonds Métalliques SA
Bureau et Dépôt Suisse Romande
Avenue de Châtelaine 87
1219 Châtelaine
Suisse
Tel.: +41 (0) 22 731 60 70
Fax: +41 (0) 22 731 60 74
e-mail: gema@armstrong.com
www.armstrongceilings.ch

Austria

Armstrong Metalldecken GmbH
Bundesstrasse 70
6830 Rankweil
Austria
Tel.: +43 (0) 55 22 34 44-0
Fax: +43 (0) 55 22 34 44-8
e-mail: gema@armstrong-decken.at
www.armstrongdecken.at

Armstrong Metalldecken GmbH
Messendorferstrasse 6
8041 Graz
Austria
Tel.: +43 (0) 316 471 584
Fax: +43 (0) 316 471 584-10
e-mail: gema@armstrong-decken.at
www.armstrongdecken.at

Spain & Portugal

Armstrong Building Products SAS
Immeuble Paryseine
3, allée de la Seine
94854 Ivry-sur-Seine Cedex
France
Phone: +34 91 642 04 99
info-espana@armstrong.com
www.armstrongtechos.es

France

Armstrong Building Products SAS
Bureaux Commerciaux France
Immeuble Paryseine
3 Allée de la Seine
94854 Ivry-sur-Seine
France
Tel.: 0800 41 36 43
Fax: +33 1 45 21 04 11
e-mail: info-France@armstrong.com
www.armstrongplafonds.fr

Siège social
Armstrong Building Products SAS
67 rue de Salins – CS 20089
25302 Pontarlier Cedex
France

Italy & Greece

Armstrong Building Products
Ufficio Commerciale Italia
Immeuble Paryseine
3 Allée de la Seine
94854 Ivry-sur-Seine
France
Tel.: +39 800 118 085
e-mail: info-italia@armstrong.com
www.armstrongsoffitti.it

Netherlands

Armstrong Building Products B.V.
Postbus 3803
4800 DV Breda
Netherlands
Tel.: (+31) 076 523 02 00
Fax: (+31) 076 521 04 07
e-mail: benelux-info@armstrong.com
www.armstrong-plafonds.nl

United Kingdom

Armstrong World Industries Ltd
Building Products Division
Armstrong House
38 Market Square
Uxbridge UB8 1NG
United Kingdom
Tel.: 0800 371 849
Fax: +44 1895 274287
e-mail: sales-support@armstrong.com
www.armstrongceilings.co.uk

Republic of Ireland

Armstrong World Industries Ltd.
108 Greenlea Road
Terenure
Co Dublin 6W
Ireland
Tel.: 1800 409002
Tel.: (+353) 1 499 1701
Fax: (+353) 1 490 7061
e-mail: sales-support@armstrong.com
www.armstrongceilings.ie

(DK/EE/FIN/IS/LT/LV/N/PL/S)

Armstrong Building Products BV
Sp. z o.o. Oddział w Polsce
ul. Domaniewska 37
02-672 Warszawa
Poland
Tel.: (+48) 22 337 86 10/ 86 11
Fax: (+48) 22 337 86 12
e-mail: service-ce@armstrong.com
Latvia: www.armstrongceilings.com/latvia
Lithuania: www.armstronglubos.lt
Norway: www.armstrongceilings.com/norway
Poland: www.armstrongsufity.pl
Sweden: www.armstrongceilings.com/sweden

CENTRAL EUROPE SOUTH

(AL/BA/BG/CZ/HR/HU/KO/ MD/ME/MK/RO/RS/SK/SI)

Armstrong Building Products
Lighthouse building,
Jankovcova 1569/2c,
170 00 Praha 7,
Czech Republic
Tel.: +420 725 477 588
e-mail: service-ce@armstrong.com
Czech Republic:
www.armstrongstropnipodhledy.cz
Hungary: www.armstrongalmennyezet.hu
Romania: www.armstrongtavane.ro
Serbia: www.armstrongplafoni.rs
Slovakia: www.armstrong.sk
Slovenia: www.armstrongstropnisistemi.si
www.armstrongceilings.eu

EASTERN EUROPE

CIS

Armstrong Moscow GmbH
Mosfi Imovskaya Street 38A,
Moscow 119285,
Russian Federation
Tel.: +7 (495) 258 5100
Fax: + 7 (495) 258 5103
e-mail: info-cis@armstrong.com
Russian Federation:
www.armstrongceilings.ru

AFRICA/MIDDLE EAST/TURKEY

Armstrong World Industries Ltd Africa Middle East Turkey Division

Armstrong House
38 Market Square
Uxbridge UB8 1NG
Tel.: +44 01895 202097
Fax: +44 01895 272928
e-mail: sales-support@armstrong.com
www.armstrong.eu
Israel: www.armstrong.co.il
South Africa: www.armstrongceilings.co.za

Middle East Regional Office, Dubai, UAE & French Speaking Africa

Office No. 2003, 20th Floor
Gold Crest Executive Tower
Jumeirah Lakes Towers
P.O. Box 73831
Dubai, United Arab Emirates
Tel.: +971 4 453 4545
Fax: +971 4 453 4546
info-me@armstrong.com
www.armstrong.ae

Turkey

Armstrong Europa GmbH
Mimar Sinan Mah. Mimar Sinan
Cad. No: 35/2 Cekmekoy
Istanbul
Turkey
Gsm: +90 542 772 49 22
Gsm: +90 544 293 5931
www.armstrongasmatavan.com.tr
etulpar@armstrong.com



Agency: GECKO- 04/2016 - Copyright: Nike Bourgeois, Beppe Raso, Sandro Lendler, Grigori Rassnir, Simon Miles, Francisco Urrutia, Alan Gilbert
Armstrong World Industries - RCS Besançon B 784 131 575 Printed on free chlorine paper.

Advisory note

All photographic and design elements supplied in this brochure do not necessarily reflect any recommendation by any of the companies named in this brochure as to the proper use or recommended methods of installation of suspended ceilings and are supplied only as informative material. For technical reasons in printing, differences may appear between colours printed in this brochure and the actual product. The choice of colours should always be made from a sample of the product. All statements and technical information contained in this brochure, or any publication of the companies named in this brochure, relating to Armstrong ceilings are based on results obtained under laboratory test conditions. **It is the responsibility of the user to verify with the seller of the products in writing that such statements and information are appropriate to the specific use intended.** Sales of the products and liability of the selling companies are in accordance with the terms and conditions of sale of the selling company. All product specifications are subject to modifications without prior notice.

www.armstrongceilings.co.uk

www.armstrongceilings.ie

Inspiring Great Spaces™

Armstrong®
CEILING SOLUTIONS