



PROFESSIONAL WOODEN FLOOR TREATMENT


KNOWLEDGE. EXPERIENCE. QUALITY

TABLE OF CONTENTS

Our philosophy	3
Primer lacquers and fillers.....	4
Floor lacquers	4
2-component floor lacquers	6
Sport products.....	10
Oils.....	12
Junckers Soul+Collection Oil.....	14
Junckers Rustic Oil	15
Water-based lacquer on oil.....	16
Cleaning and maintenance products.....	18
Outdoor products	20
Surface Treatment/Care Products	22



OUR PHILOSOPHY



Nobody knows more about wooden flooring and how to treat wooden floors than Junckers. Therefore, you are sure to get the best results by using floor finishes from Junckers, Europe's largest producer of solid hardwood flooring.

With more than 55 years' experience as a producer of lacquers and oils, today we can offer our customers a complete range of products for surface treatment and

maintenance. This means we can meet the toughest demands for floor finishes, any time, any place.






Your professional partner

We aim to provide our customers with the best service, and our goal is to constantly develop our products and listen closely to our customers' needs and wishes.

Please visit us on our website www.junckers.co.uk where you can find more information on our products and download our technical and safety data sheets.




PRIMER LACQUERS AND FILLERS

Product	Package sizes
 <p>Junckers PreFill Junckers PreFill is a water-based acrylic filler base to be mixed with sanding dust for filling small gaps in floors. The product provides a filler-system with a quick drying time to be used in combination with water-based priming and floor-finishing products. Junckers PreFill is the ultimate water-based solution to filling floors made of wood species sensitive to changes in humidity.</p>	5 litres
 <p>Junckers BaseFill Junckers BaseFill is a quick-drying solvent-based filler to be mixed with sanding dust for filling gaps in floors up to 2 mm wide. In combination with Junckers solvent-based or water-based lacquers, is suitable for most sanded and untreated parquet floors, including most exotic wood floors.</p>	5 litres
 <p>Junckers BasePrime Junckers BasePrime is a very fast curing primer for wooden floors where water-based primers cannot be used due to poor adhesion. Ideal for exotic and oily timbers. The product gives the wood greater depth and colour. Junckers BasePrime should only be used directly on to the bare wood.</p>	5 litres
 <p>Junckers PreLak, Clear and White, Water-based Junckers PreLak is a 1-component water-based primer for all wooden floors to minimise side bonding. Dries quickly and is easy to sand. PreLak can be used with Junckers 1-pack and 2-pack water based finishes</p>	5 litres
 <p>Junckers ProSeal, Oil-based Junckers ProSeal is a urethane oil-based primer for Junckers Ultramatt and water-based lacquers. With Junckers ProSeal you achieve a warm colour to the timber without using solvent based products. Overcoat with Junckers water-based HP COMMERCIAL / HP SPORT.</p>	5 litres

FLOOR LACQUERS

Junckers lacquers are easy to work with and provide a fantastic, even surface WITH EXCELLENT FLOW AND LEVELLING.

Product	Package sizes
 <p>Junckers ProFinish Junckers ProFinish is a 1-component water-based co polymer pu / acrylic. It is fast drying and curing lacquer for residential use. Very easy to apply and UV stable.</p>	5 litres

PRIMER LACQUERS AND FILLERS

Appearance	Coverage	Drying time	Application
_____	20 m ² /litre depending on the condition of the floor.	Drying time at 20°C and 60% RH: Approx. 1 hour.	Broad full-edged spatula stainless steel.
_____	10 m ² /litre.	Drying time at 20°C and 60% RH: Approx. 20-90 minutes.	Spatula.
Clear finish.	10 m ² /litre.	Drying time at 20°C and 60% RH: Approx. 15 minutes	Mohair roller, brush.
Clear finish.	Coverage: 8-10 m ² /litre.	Drying time at 20°C and 60% RH: Approx. 1-2 hours	Junckers PreLak Clear: Short hair mohair roller. Junckers PreLak White: Brush.
Gives depth of colour to hardwood.	Coverage: 8-10 m ² /litre.	Drying time at 20°C and 60% RH: Approx. 6 hours	Screen mesh prior to application. Flat roller, brush.

FLOOR LACQUERS

Appearance	Coverage	Drying time	Application
(10) Ultramatt (20) Matt (50) Silk-matt (80) Gloss	10 m ² /litre.	Drying time at 20°C and 60% RH: 4 hours. Important! Apply only 2 coats per day.	Brush, short hair mohair roller, air/airless spray.



FLOOR LACQUERS

Product	Package sizes
 <p>Junckers STRONG Junckers STRONG is a 1-component water-based 100% polyurethane hard-wearing lacquer that leaves a low odour. The product is used on both previously finished as well as on new or sanded old floors, and is also suitable for lacquering all kinds of indoor woodwork. Residential and light commercial use only. Not suitable for sports use.</p>	5 litres
 <p>Junckers ProTech Junckers ProTech is a product designed for professional use. The product provides a hard-wearing lacquer surface on machine sanded or untreated wooden floors. Compared to similar products Junckers ProTech contains solvents with milder odour and solvency power. The product also leaves behind a finish similar in appearance to an oil.</p>	2½ and 5 litres

ADDED DURABILITY WITH 2-COMPONENT LACQUERS

Junckers 2-component lacquers are especially well-suited for high traffic hallways with a high level of wear, and the Junckers High Performance series sets the standard for just how durable water-based lacquers can be. And its quick drying time makes the product a perfect choice when treatment time is all-important. It is the number one floor lacquer in the UK for wooden commercial and sports floors.

2-COMPONENT FLOOR LACQUERS

Product	Package sizes
 <p>Junckers HP COMMERCIAL Junckers HP COMMERCIAL is a 2-component water-based 100% polyurethane lacquer. The product is for high traffic areas, high durability and is a fast curing seal. Non yellowing – ready for use the next day. Junckers HP COMMERCIAL lacquer must be mixed with Junckers HP COMMERCIAL HARDENER before use.</p>	4½ litres + 0.45 litres
 <p>Junckers HP FRICTION+ Junckers HP FRICTION+ is a 2-component water-based polyurethane lacquer high traffic finish for commercial areas. Fast curing. Ideal for use in areas where wet slip resistance is a high priority. Tested to BS7976-2 YM2002. Junckers HP FRICTION+ lacquer must only be used as the final coat in a lacquer system.</p>	4½ litres + 0.45 litres

FLOOR LACQUERS

Appearance	Coverage	Drying time	Application
(20) Matt (30) Satin (50) Silk-matt (80) Gloss	10 m ² /litre.	Drying time at 20°C and 60% RH: 4 hours. Important! Apply only 2 coats per day.	Brush, short hair mohair roller, air/airless spray.
(20) Matt (50) Silk-matt (80) Gloss	10 m ² /litre.	Drying time at 20°C and 60% RH: Approx. 6 hours. Recoating: 6 hours. Light traffic: 24 hours. Maximum hardness achieved after 1 week.	Mohair roller, brush.



2-COMPONENT FLOOR LACQUERS

Appearance	Coverage	Drying time	Application
(10) Ultramatt (20) Matt (50) Silk-matt	10 - 12 m ² /litre.	Drying time at 20°C and 60% RH: 3 hours. Curing Time: 12 hours - 95% cure. 72 hours - 100% cure.	Brush, short haired mohair roller, air/airless spray.
(10) Ultramatt	10-12 m ² /litre.	Drying time at 20°C and 60% RH: 3 hours. Curing Time: 12 hours - 95% cure. 72 hours - 100% cure.	Brush, short haired mohair roller, air/airless spray.





Junckers – sporting and good



Junckers is represented at many indoor sporting events around the world. Junckers has a complete programme that can provide durability and lining for sports floors. And one can certainly say that Junckers shines up the floor. Both before and after the game.

Junckers HP SPORT Lacquer can withstand all hard sport tackles and it is quick and easy to machine clean, so that the floor is ready for new challenges.

SPORT PRODUCTS

Product	Package sizes
 <p>Junckers HP SPORT Junckers HP SPORT is a 2-component water-based 100% polyurethane lacquer. High traffic, high durability sports lacquer. Scuff resistant, fastest curing seal. Non yellowing – ready for use the next day. Conforms to DIN and EN 14904 sports standards. Junckers HP SPORT lacquer must be mixed with Junckers HP SPORT Hardener before use.</p>	<p>4.5 litres + 0.45 litres</p> <p>22 litres + 2.2 litres</p>
 <p>Junckers HP SportsLine Junckers HP SportsLine is a water-based 2-pack product for painting of court markings and other coloured areas in gymnasiums and sports halls. The product is recommended on floors coated with Junckers HP SPORT and on Junckers pre-finished lacquered floors.</p>	<p>0,72 litres (0.65 + 0.065 litres)</p> <p>2,2 litres (2 + 0.2 litres)</p>

SPORT CLEANING AND MAINTENANCE

Product	Package sizes
 <p>Junckers SylvaSport Cleaner Junckers SylvaSport Cleaner is a universal cleaner for lacquered wooden sports floors. Junckers SylvaSport Cleaner does not leave a film on the surface and is therefore ideal for daily or regular cleaning. To neutralize Junckers Sylva Sport Cleaner and restore friction, use Junckers SylvaNeutralizer.</p>	<p>1, 2½ and 5 litres</p>
 <p>Junckers SylvaSport Dissolver Junckers SylvaSport Dissolver is a cleaner for removal of resin from lacquered wooden sports floors. The product is used to soften handball resin before regular cleaning. Junckers Sylva Sport Dissolver covers 80-100 m² per litre.</p>	<p>5 litres</p>




SPORT PRODUCTS



Appearance	Coverage	Drying time	Application
(50) Silk-matt.	10-12 m ² /litre.	Drying time at 20°C and 60% RH: 3 hours. Curing time at 20°C and 60% RH: 12 hours - 95% cure. 72 hours - 100% cure.	Brush, short haired roller, air/air-less spray.
White, Yellow, Red, Blue, Green, Black.	6-8 m ² /litre.	Drying time at 20°C and 60% RH: 1-2 hours. Recoating: After 24 hours at 20°C. Full cure: 72 hours at 20°C.	Remove masking tape immediately while HP SportsLine is still wet.



SPORT CLEANING AND MAINTENANCE

PH-Value	Mixing proportions	Drying time	Application
Approx. 6-8. Undiluted: Approx. 8.5	50 - 200 ml per 10 litres.	Drying time at 20°C and 60% RH: Approx. 5 minutes.	Well wrung cloth or mop.
—	Delivered ready for use.	—	By sponge, cloth or mop.



OILS

Product	Package sizes
 <p>Junckers Rustic Oil Junckers Rustic Oil is a penetrating urethane hardening oil for floors, worktops and internal surfaces. The product is unique as it can be overcoated with Junckers HP COMMERCIAL. Use Junckers Rustic Oil when the floor cannot be lacquered due to short down time i.e. in airport lounges.</p>	0.75, 2½ and 5 litres
 <p>Junckers Soul+Collection Coloured urethane oil. Junckers Soul+Collection Oils are used to maintain, retreat or create a Junckers Soul+Collection appearance on untreated or machine-sanded wooden floors. It can be overcoated with Junckers HP COMMERCIAL.</p>	2½ and 5 litres

Product	Package sizes
 <p>Junckers Professional Hardwax Oil Junckers Professional Hardwax Oil is an incredibly durable and fast drying oil wax that can be used for untreated and sanded parquet floors. The product protects the floor and gives a warm glow to the floor. It is ideal for home or commercial wooden floors. Use Junckers Hardwax Oil when the floor cannot be lacquered due to short down time i.e. in airport lounges. The product can be used for priming and for the final polishing. An extra layer is required for porous wood types in order to achieve the desired result.</p> <p>Note: Hardwax Oil can not be overcoated with water-based lacquers.</p>	2½ and 5 litres
 <p>Junckers Rustic TopOil Water-based Junckers Rustic TopOil is a very fast drying, water based alkyd oil for maintenance of surfaces treated with Rustic Oils and Hardwax Oil. The floor is "walkable" after just 30 minutes.</p>	2½ litres and 0.5 litres




OILS

Coverage	Drying time	Application	Colours
Oil-treated wood: 20-50 m ² /litre. Untreated wood: 5-10 m ² /litre.	Drying time at 20°C and 60% RH: Approx. 6-8 hours.	Roller, brush or cloth.	Clear, White, Black, Antracite Grey, Walnut, Cherry, Mahogany.
Oil-treated wood: 20-50 m ² /litre. Untreated wood: 5-10 m ² /litre.	Drying time at 20°C and 60% RH: Approx. 6-8 hours.	Brush or cloth.	HotSalsa, DarkCoco, SmoothRum, SpicyPepper, WildHazel, RawSugar.

Appearance	Coverage	Drying time	Application
Matt to satin.	20-30 m ² /litre.	Drying time at 20°C and 60% RH: Approx. 4 hours.	Stainless steel spatula, roller or brush. Depending on gloss a white or red pad for polishing.
(20) Matt	30-50 m ² /litre.	Drying time at 20°C and 60% RH: Maximum hardness time - ready for use: 30 to 45 minutes.	A cotton cloth, a floor mop or a polishing machine with nylon pad.



JUNCKERS SOUL+COLLECTION OIL




JUNCKERS RUSTIC OIL COLOUR



Antracite Grey



White



Mahogany



Black



Walnut



Clear



For beautiful and hard wearing hardwood floors

Junckers oils are odour free, fully curing and used for treatment and maintenance of wooden floors. When using Junckers oils, you not only maintain the floor by using the best products, you also add a rich appearance and make the floor suitable for high-wear.

Junckers Rustic Oils gives the wood a rich, warm lustre and a deeper shade, whilst also setting off the natural grain pattern. Rustic oils are easy to work with and produce a beautiful result. Our oils make maintaining the wood easy, whilst also preserving the natural lustre of the wood.

You can choose between several colours from our unique Soul+Collection oils to our classic looking Rustic Oils which emphasise the character of your home and harmonise with your other interior finishes.

WATER-BASED LACQUER ON OIL? IS THAT POSSIBLE?!!

Yes it is! - but how is that possible?

Junckers Rustic Oil or Rustic oil Colour with Junckers HP COMMERCIAL

If you have a hardwood floor which has been coated with Junckers Rustic Oil you can apply Junckers HP COMMERCIAL lacquer to protect the surface. This will make the floor easier to maintain than an oiled surface. This is unique to Junckers and we can now go one step further and supply a range of Rustic Oil Colour products which can be used in the same way. Junckers was the first manufacturer to introduce factory finished oiled floors onto the UK. Now Junckers has led the way with new ideas once again, including the appearance of a coloured oiled wooden floor combined with the easy care of a water-based lacquer. Apply Junckers Rustic Oil Colour as normal and then seal twice with Junckers HP COMMERCIAL Ultramatt. This keeps the coloured finish protected, preserves the beauty of a Rustic Oil Colour timber floor and means that regular maintenance coats of oil are unnecessary.

How it works: To achieve a uniform colour with Junckers Rustic Oil Colour a clean and uniformly sanded finish is required. The last sanding should be with a 120/150 mesh grit across the whole area. (Please do not use trio or quattro machines.) Then clean and damp wipe before applying the oil to the floor. Damp mopping raises the wood fibres and opens the pores in the timber allowing the coloured oil to penetrate the wood more effectively. When the floor has dried again the oil can be applied. A mohair roller is used to apply an even coat of oil. Approximately 100 - 200 ml per m² is applied, depending on the type of wood and the finish. After about 20-30 minutes spread the oil evenly and work in with a rotary buffing machine and white nylon pad or a lint-free cotton cloth for a completely smooth finish.

This process can be repeated several times within the total drying time of approximately 16 hours. Please note that with each subsequent coat the amount of oil required will be less, and the colour will become more intense as more coats are applied.

Once you are satisfied with the appearance of the floor and have allowed 16 hours for the oil to dry the floor must be buffed with a black or green nylon pad to prepare the floor to receive the Junckers water based lacquer i.e. Junckers HP COMMERCIAL, Junckers Strong or Junckers ProFinish. Use a minimum of two coats of lacquer for residential use, or three coats for commercial use. Now your floor is finished and easy to maintain. Junckers Clear Rustic Oil may be applied in a similar way, but an even finish is easier to produce because there are no pigments. It is not absolutely necessary to damp wipe the surface before applying the oil.

Another unique option is to give the untreated wooden floor a beautiful natural oil appearance and achieve the easy care of a lacquered floor would be to apply Junckers Rustic Oil Clear and seal it with Junckers water-based HP Commercial lacquer. Another advantage with this option is that the end finish is solvent-free but has the appearance of solvent based products as the system of Junckers natural oil and HP Commercial lacquer will give extra depth which is ideal for medium to dark woods.

Please refer to Junckers product data sheets prior to application.



Using Junckers Rustic Oil and natural oils in combination with HP lacquer also complies with the relevant EU standards and VOC limits, and are NMP free.





In the event of queries please contact Junckers Technical department, Tel 01376 534 720.





CLEANING AND MAINTENANCE PRODUCTS

Product	Package sizes
 <p>Junckers SylvaCleaner Junckers SylvaCleaner is a universal cleaning agent for daily or periodic cleaning of lacquered and oiled wood floors. Junckers SylvaCleaner is developed to dissolve grime and dry quickly. The product does not leave a film on the surface.</p>	1, 2½ and 5 litres
 <p>Junckers SylvaNeutralizer Junckers SylvaNeutralizer is used for cleaning wood floor surfaces before retreatment with lacquer or oil. The product dries quickly and neutralizes any soap remnants from Junckers SylvaCleaner. It is not necessary to wash afterwards with water.</p>	1 litre

Product	Package sizes
 <p>Junckers SylvaPolish Junckers SylvaPolish is a maintenance protector that protects the sealed surface of Silk-matt lacquered floors.</p>	1 and 5 litres
 <p>Junckers SylvaStrip Junckers SylvaStrip is designed for removal of Junckers SylvaPolish. After treatment with Junckers SylvaStrip, the floor should be treated with Junckers SylvaPolish.</p>	1 litre
 <p>Junckers SylvaWash Polish Mat Junckers SylvaWash Polish Mat is used for cleaning and easy maintenance of matt lacquered parquet floors. The product covers light scratches and extends the lifetime of lacquered, matt floors. Coverage: 80-100 m² per litre diluted product.</p>	1 litre
 <p>Junckers Sylva Dissolver H₂O Junckers Sylva Dissolver H₂O is a concentrated, water-based, slightly alkaline product for cleaning resin from sports floors. Junckers Sylva Dissolver H₂O must be used in a floor washing machine. When the resin is removed, wash with Junckers Sylva Cleaner. We recommend following the instructions carefully with regard to max. 5 minutes soaking.</p>	5 litres





CLEANING AND MAINTENANCE PRODUCTS

PH-Value	Mixing proportions	Drying time	Application
Approx. 6-8. Undiluted: Approx. 8.5.	50-200 ml per 10 litres.	Drying time at 20°C and 60% RH: Approx. 5 minutes.	Well wrung cloth or mop.
Approx. 4-5.	200 ml per 10 litres.	Drying time at 20°C and 60% RH: Approx. 5 minutes.	Well wrung cloth or mop.

PH-Value	Mixing proportions	Coverage	Drying time	Application
Diluted: Approx. 8. Undiluted: Approx. 8.	100-200 ml per 10 litres.	Diluted: Approx. 0-40 m ² /litre. Undiluted: Approx. 80-100 m ² /litre	Approx. 20-30 minutes.	Well wrung cloth or mop.
Diluted: Approx. 8.5. Undiluted: Approx. 9.1.	75 ml per 10 litres of water. 250 ml per 10 litres of water.	Approx. 80-100 m ² /litre.	Approx. 30 minutes.	Well wrung cloth or scrubbing machine.
Diluted: Approx. 6-8. Undiluted: Approx. 10.	100 ml per 10 litres of water.	Approx. 80-100 m ² /litre.	Approx. 30 minutes.	By sponge, cloth or mop.
—	80 - 100 ml. to 1 litres of water.	—	—	By sponge, cloth or mop.



OUTDOOR PRODUCTS

Product	Package sizes
 <p>Junckers Garden Furniture Oil Junckers Garden Furniture Oil is well-suited for outdoor treatment and maintenance of garden furniture and other types of hardwood.</p>	400 ml spray and ¾ litre
 <p>Junckers Genuine Cleaner Junckers Garden Furniture Cleaner is used for removal of discolouration, mould, grime, algae and grease on all outdoor woodwork and garden furniture. Junckers Garden Furniture Cleaner is also well-suited for cleaning plastic garden furniture.</p>	1 and 2½ litres
 <p>Junckers Decking Oil Junckers Decking Oil is well-suited for outdoor treatment and maintenance of softwood and most types of hardwood. The product is not suited for larch wood. Junckers Decking Oil Natural/Pine is used to achieve a natural appearance and Junckers Decking Oil Teak is used where a more notable colour is desired.</p>	2½ and 5 litres
 <p>Junckers Decking Cleaner Junckers Decking Cleaner is used for the removal of discolouration, mould, dirt and grease from outdoor wooden terraces and other wooden surfaces prior to treating with oil.</p>	2½ litres



OUTDOOR PRODUCTS

Colours	Coverage	Drying time	Application
Nature/Pine, teak and black.	12-15 m ² /litre.	24-48 hours between each treatment.	Brush.
Dilution 30 - 100 ml to 10 litres of water depending on how dirty the surface is.	2-5 m ² /litre.	Minimum 24 hours before treating with oil.	Brush or natural fibre scrubber.
Nature	12-15 m ² /litre.	24-48 hours between each treatment.	Brush or roller.
Dilution 30 - 100 ml to 10 litres of water depending on how dirty the surface is.	2-5 m ² /litre.	Minimum 24 hours before treating with oil.	Brush or natural fibre scrubber.



SURFACE TREATMENT/CARE PRODUCTS

CLEANING AND MAINTENANCE

Lacquers

General Description

Junckers prefinished lacquered floors have a very hard-wearing factory applied polyurethane lacquer surface, and require no treatment prior to use. The life span of the lacquered surface largely depends on proper cleaning and maintenance.

However, in high traffic commercial areas, and areas subject to spillages of liquids and floors subject to a high degree of maintenance, consideration should be given to a further coat of Junckers lacquer to give extra protection to limit wear and water spill damage to the floor.

Cleaning and Maintenance

Daily/Weekly

Vacuum and/or sweep the floor to remove surface dust and grit. Clean the floor with a mild solution of Junckers SylvaCleaner. Use a well wrung out cloth, a hand held sprayer and flat mop kit, or for larger commercial areas use a scrubber dryer machine using correct mix of SylvaCleaner. Floors that have been newly lacquered should not be cleaned for 3 days after lacquering.

Important!

Always use as little water as possible for cleaning. Use a well wrung out cloth or mop and remove excess water immediately. Wipe up any spillage of water as soon as possible to prevent the wood becoming damaged. An extra coat of seal can reduce water damage.

Periodic Maintenance Domestic floors

Clean the floor using Junckers SylvaCleaner. Apply a thin coat of diluted Junckers SylvaPolish on the clean surface. Use approx. 0.1 litres Junckers SylvaPolish to 10 litres of water and a well wrung out cloth. In high-traffic areas apply undiluted Junckers SylvaPolish for extra protection. Intervals between treatments depend on the degree of traffic.

Long Term Maintenance Domestic floors

Remove old grease, dirt, and polish with Junckers SylvaStrip. Add approx. 0.2 litres Junckers SylvaStrip to 10 litres 25°C warm water. Use a well wrung out cloth. Repeat the procedure if necessary. Before treatment with Junckers SylvaPolish, wipe the floor using clean water and a well wrung out cloth.

Important!

Floors maintained with Junckers SylvaPolish should not be buffed.

Commercial floor maintenance

Junckers recommend a 12-18 month inspection after installation of the floor to ascertain the condition and possible re-lacquering of the surface. Dull sheen indicates re-lacquering may be required. To preserve a hard wearing surface long term, clean the floor with Junckers SylvaCleaner, abrade the surface, remove dust and re-lacquer with appropriate Junckers product. Abrading and cleaning are crucial to achieving optimum adhesion prior to lacquering. Use Junckers SylvaCleaner for daily/weekly cleaning maintenance. Please contact Junckers direct for a list of approved maintenance contractors who can undertake 12-18 month inspections.

Important!

Floors previously treated with wax or polish must be machine-sanded before lacquering with Junckers seals.

Further technical information

Cleaning and Maintenance: G 1.0 - General information for floors Products:

F 4.7 - Junckers SylvaPolish

F 4.8 - Junckers SylvaStrip

F 10.2 - Junckers SylvaCleaner





Garrison House, Great Britain.
Oak variation, lacquered.

Oils

General Description

Junckers prefinished oiled floors have a factory applied finish, and are ready for use immediately after installation. When damaged during the installation process, follow the fresh-up routine described under "Spot Repair".

Cleaning and Maintenance

Daily/Weekly:

Vacuum and/or sweep the floor to remove surface dust and grit. Occasionally, clean the floor with a mild solution of e.g. Junckers SylvaCleaner. Use a well wrung out cloth or a hand held sprayer in combination with a rotary polishing machine mounted with a soft pad or a Rotowash machine.

Important!

Always use as little water as possible for cleaning. Use well wrung out cloths or mops and remove excess water immediately. Wipe up any spillage of water as soon as possible to prevent the wood from becoming damaged.

Occasionally:

1. Clean the floor thoroughly with Junckers SylvaNeutralizer to remove soap remnants and wipe it completely dry. If worn or dirty follow the routine under "Long Term Maintenance at regular intervals".
2. Screen the floor with a black buffing pad.
3. Spray a thin coat of Junckers RUSTIC TopOil on the surface.
4. Leave the floor to dry.
5. Repeat application of Junckers RUSTIC TopOil if the surface is still uneven in gloss.

Long Term Maintenance at regular intervals:

1. Clean extremely dirty floors with a black scrubbing pad on the floor slightly wetted with Junckers SylvaCleaner. Treat 2-3 m² at a time and wipe up the dirty water immediately. Repeat until the floor is clean.
2. Apply a coat of Junckers RUSTIC OIL using a long handled brush or a spray. 1 liter covers approx. 50-100m². Areas turn matt in 5 minutes when the wood needs more oil. Keep the surface glossy by dispersing the oil from glossy, non absorbent areas into matt, absorbent ones. After maximum 30 minutes of absorption time wipe away any surplus oil with clean dry cloths.
3. Remove oil by buffing with clean cloths until the surface has an even looking appearance. Use e.g. a dry, soft polishing pad mounted on a buffing machine.
4. Leave the floor to dry for 16 to 24 hours.

Spot Repair

Scratches: Apply Junckers RUSTIC TopOil with a soft cloth.

Deep scratches: Apply Junckers RUSTIC OIL as described under "Long Term Maintenance at regular intervals" 2-4.

Area wear: Proceed as described for extremely dirty floors under "Long Term Maintenance at regular intervals" 1-4.

Very important!

Covering up freshly oiled floors with plastic or other non-porous foils will prevent the intended curing of the oil products. Oiled floors treated with wax or polish should be machine-sanded before treatment with Junckers RUSTIC OIL products.

Further technical information

Cleaning and Maintenance: G 1.0 - General information for floors. Products:

F 2.1 - Junckers RUSTIC OIL.

F 2.7 - Junckers RUSTIC TOP OIL.

F 10.2 - Junckers SylvaCleaner.

F 10.3 - Junckers SylvaNeutralizer.



Junckers Limited
Unit a, 1 Wheaton Road, Witham, Essex CM8 3UJ
General Enquiries United Kingdom. Tel: 01376 534 700
For Ireland Sales, tel. +353 1 462 2580
Brochures tel: 01376 534 700,
E-mail: brochures@junckers.co.uk
Sales tel. 01376 534 710
E-mail: sales@junckers.co.uk Fax: 01376 514 401
Technical tel. 01376 534 720
E-mail: tech@junckers.co.uk
Fax: 01376 534 735
website www.junckers.co.uk
website Ireland www.junckers.ie


JUNCKERS
CREATING EXCEPTIONAL SPACES