


4800

HAND DRAWN
WIDE TRACK






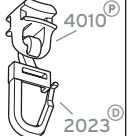



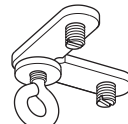




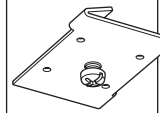

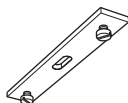


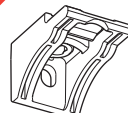

4800

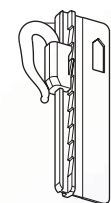
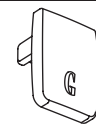
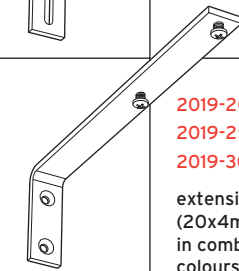
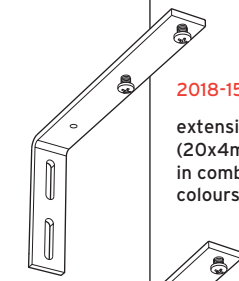


G-RAIL®
ALUMINIUM RAIL
> by Goelst

Components

Product design and specification changes reserved.

| CURTAIN TRANSPORT | | | |
|---|---|---|---|
|  | 4001 endstop colours: B - G - W |  | 2022 curtain hook |
|  | 4001-A endstop with eye (metal) |  | 2023[®] curtain hook for 4025 |
|  | 4002 endstop |  | 4025 glider 4010 with curtain hook 2023 |
|  | 4003 spring stop |  | 4030 roller colours: B - G - W - ZW |
|  | 4007 rotating glider |  | 4048-10 corner connection with eye |
|  | 4010[®] glider (on strip) colours: B - G - W - ZW | CEILING FIXING | |
|  | 4012-10 click glider |  | 5350 ceiling bracket colours: B - G - W |
|  | 4012-40 click glider transversed |  | 2050-SYST-53 T-bar clip for ceiling grid in combination with 5350 |
|  | 4012-50 click glider transversed with hook |  | 2216-53 double fixing bracket in combination with 5350 |
|  | 2020 double hook | WALL FIXING | |
|  | 2021 G-hook curtain hook |  | 5351 wall bracket colours: B - G - W |
| | |  | 2015-15 2015-10 2015-07,5 2015-05 extension bracket (16x3mm) in combination with 5350 colours: N - W |

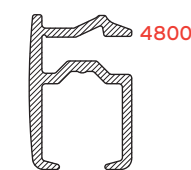


HAND DRAWN
WIDE TRACK
4800

B = Brown
G = Gold
W = White
ZW = Black

▀ = Standard item
® = Registered design
® = Patented design

G-RAIL®



Space for dealer address 03/2004

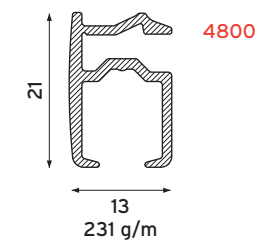



Profile 4800 is suitable for light to medium-heavy curtains and features the optional use of gliders or rollers.

The strength of this profile allows a greater distance between fixing bracket centres.

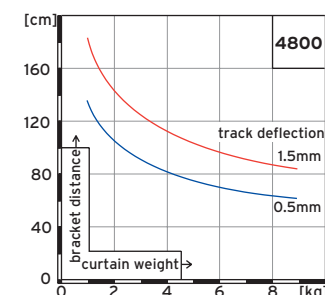
This is beneficial when using special clips to fix to a suspended ceiling grid where standard width ceiling tiles have to be bridged.

Standard colours: White RAL 9010, natural. Special colours on request.



Specification Guide

G-Standard (bracket fixing guide)



| Extension bracket | Load (kg) | | |
|-------------------|-----------|---|----|
| | 1 | 2 | 4 |
| 2015-15 | 2 | 5 | 10 |
| 2018-15 | 1 | 2 | 4 |

Deflection (in mm) of the bracket 2015-15 and the stronger bracket 2018-15

Material:

Aluminium 606035-T6-F22. (Higher specification than DIN 1725). Shape and size tolerances are in accordance with DIN 17615. White RAL 9010 powder coated in accordance with the Qualicoat standard. Special colours on request. Profile weight: 231 g/m.

Accessories:

Gliders 4010 at 10 - 16 per metre with 2 end stops 4001 per length.

Installation:

Ceiling fixing with synthetic bracket 5350 or with double bracket 2216-53 in combination with ceiling bracket 5350.

Face fixing with synthetic wall bracket 5351. Extension brackets 2015, 2018 and 2019 can be used in combination with ceiling bracket 5350

Bracket fixing centres (cm) in accordance with the G-Standard or the following table.

| | light | medium | heavy (curtain) |
|--|-------|--------|-----------------|
| | 110 | 80 | 60 |

Bending:

Minimum radius 10 cm. Bending machine 1015.

**HAND DRAWN
WIDE TRACK**

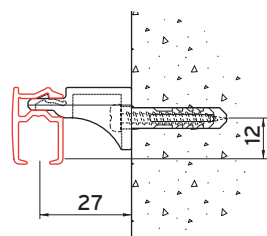
4800



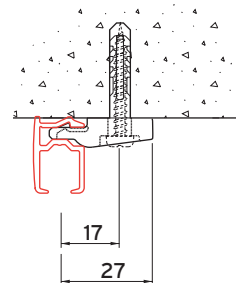
4800 > The sturdy profile for the heavier curtain.

Installation

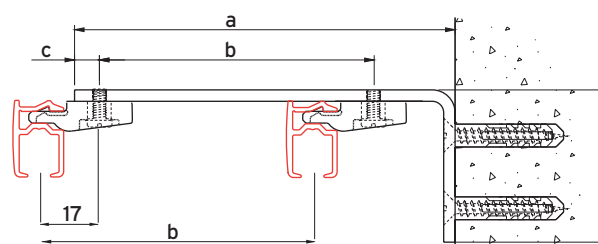
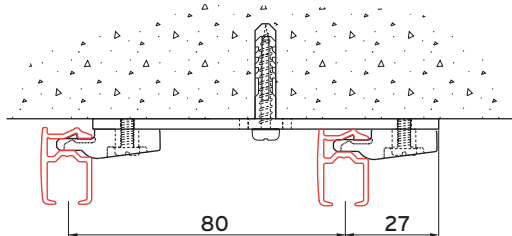
Face fixing with wall bracket 5351



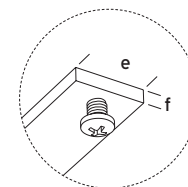
Top fixing with ceiling bracket 5350



Top fixing with double bracket 2216-53 and ceiling bracket 5350

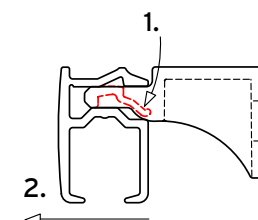


| [mm] | a | b | c | d | e | f |
|-----------|-----|---------|-----|----|----|---|
| 2015-05 | 50 | - | 6.5 | 40 | 16 | 3 |
| 2015-07.5 | 75 | 47 | 6.5 | 40 | 16 | 3 |
| 2015-10 | 100 | 72 | 6.5 | 40 | 16 | 3 |
| 2015-15 | 150 | 72 | 6.5 | 40 | 16 | 3 |
| 2018-15 | 150 | 57 / 57 | 6 | 80 | 20 | 4 |
| 2019-20 | 200 | 80 | 6.5 | 60 | 20 | 4 |
| 2019-25 | 250 | 80 | 6.5 | 60 | 20 | 4 |
| 2019-30 | 300 | 80 | 6.5 | 60 | 20 | 4 |



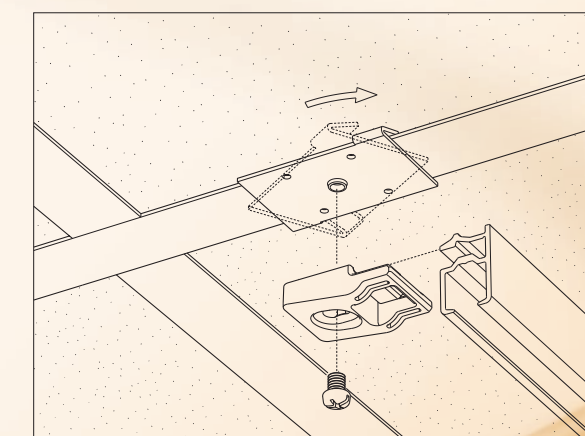
end view detail of extension bracket

fixing with extension bracket 2015, 2018 or 2019 in combination with ceiling bracket 5350



Method for removing profile 4800 from wall bracket 5351.

Product example



Application of the special clip 2050-SYST-53, for fixing to ceiling grid.