

Ecophon Hygiene Meditec™ A C1

Ecophon Hygiene Meditec A C1 is a wall to wall, sound-absorbing ceiling system intended for environments where disinfection and/or cleaning is required on a regular basis. This system is recommended for dry environments. Examples of applications: consulting rooms in healthcare premises. The system is classified B1 and B5 for zone 4 according to standard NF S 90-351 and clean room classified according ISO 5.

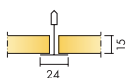
The system consists of Ecophon Meditec A tiles, which have a core of high density, 3rd generation glass wool and a painted cleanable Akutex™ TH surface. The rear side of the tile is covered with glass tissue. The edges are primed. The supporting structure is an exposed Ecophon Connect

T24 grid of galvanised steel. The weight of the system is approximately 2,5 kg/m². The tiles should be secured to the grid with Connect Universal clips in order to withstand pressure during cleaning and to minimise dirt traps.



Spain

SYSTEM RANGE




Size, mm	600x600	1200x600	XL 1600x600	XL 1800x600	XL 2000x600	XL 2400x600
T24	•	•	•	•	•	•
Thickness	15	15	15	15	15	15
Inst. Diag.	M255	M255	M342	M342	M342	M342



Hygiene Meditec A tile



Hygiene Meditec A C1 system



Hygiene Meditec A C1 section with Connect Universal clip



Connect Tape applicator for sealing of cut edges

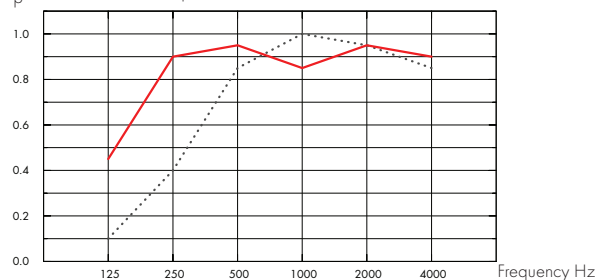


Acoustic

Sound Absorption:

Test results according to EN ISO 354. Classification according to EN ISO 11654.

α_p Practical sound absorption coefficient



... Hygiene Meditec A 15 mm, 50 mm o.d.s.

— Hygiene Meditec A 15 mm, 200 mm o.d.s.

o.d.s = overall depth of system

THK mm	o.d.s. mm	α_p Practical sound absorption coefficient						α_w	Sound absorption class
		125 Hz	250 Hz	500 Hz	1000 Hz	2000 Hz	4000 Hz		
15	50	0,10	0,40	0,85	1,00	0,95	0,85	0,70	C
15	200	0,45	0,90	0,95	0,85	0,95	0,90	0,95	A

THK mm	o.d.s. mm	NRC	SAA
15	50	0,80	0,83



Accessibility

The tiles are demountable. Minimum demounting depth according to installation diagram. The tiles are secured using Hygiene Clip 20 to allow for effective in-situ cleaning. The clips are easily removable from above the ceiling. A tightly sealed, easy-to-open Hygiene Inspection hatch is available to simplify access to the ceiling void.



Cleanability

Daily dusting and vacuum cleaning. Weekly wet wiping. Can withstand the use of common disinfecting chemicals. Withstand the use of hydrogen peroxide vapour.



Visual appearance

White 010, nearest NCS colour sample S 0502-Y, 84% light reflectance.



Influence of climate

The tiles withstand a permanent ambient RH up to 95% at 30°C without sagging, warping or delaminating (ISO 4611). A higher temperature/moisture is permissible during washing as stated above. Microbiological growth class 0 according to ASTM G 21-96. Fulfills the requirements B1 and B5 of zone 4 according to NF S90-351. The grid and accessories meet the demands of corrosion class C1 according to EN ISO 12944-2.



Indoor Climate

Certified by the Indoor Climate Labelling, emission class M1 for building materials, recommended by the Swedish Asthma and Allergy Association, and can be used in rooms classified as ISO class 5 according to ISO 14644-1.



Environmental influence

Certificate / Label

Europe

EN
13501-1

Fully recyclable.



CO₂

Kg CO₂ equiv/m²

2,59

From EPD in conformity with ISO 14025 / EN 15804



Fire safety

Country

Europe

Standard

EN 13501-1

Class

A2-s1,d0

The glass wool core of the tiles is tested and classified as non-combustible according to EN ISO 1182. The systems are classified as fire protective covering according to NT FIRE 003.



Mechanical properties

See table about Max live load and Min load bearing capacity and Functional demands, Mechanical properties at www.ecophon.com.



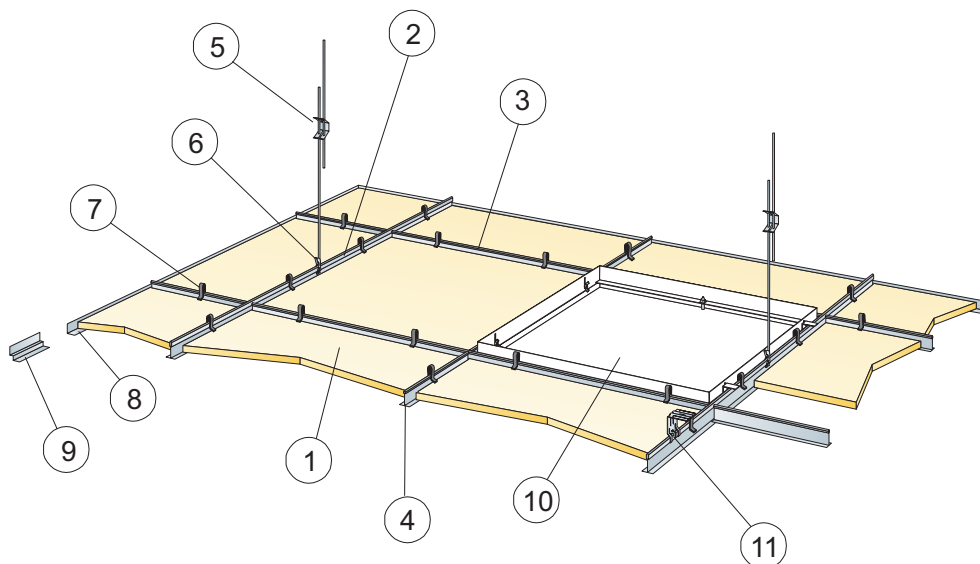
Installation

Installed according to installation diagrams, installation guides and drawing aid. Cut panels must be sealed with Connect sealing tape using the Connect Tape applicator, or Connect Edge sealant. Penetrations must be sealed with a suitable sealant.



CE

The CE marking confirms important product performance such as sound absorption, emissions, fire safety and load bearing capacity. All Ecophon ceiling products are CE marked according to European standard EN13964, and individual product performance is declared in Declaration of Performance (DoP) documents.



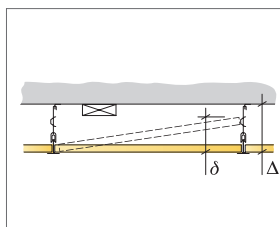
© Ecophon Group

QUANTITY SPECIFICATION (EXCL. WASTAGE)

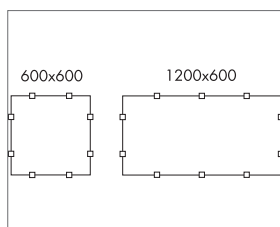
		Size, mm	
		600x600	1200x600
1	Hygiene Meditec A	2,8/m ²	1,4/m ²
2	Connect T24 Main runner, installed at 1200 mm centres (max distance from wall 300 mm)	0,9m/m ²	0,9m/m ²
3	Connect T24 Cross tee, L=1200 mm, installed at 600 mm centres	1,7m/m ²	1,7m/m ²
4	Connect T24 Cross tee, L=600 mm	0,9m/m ²	-
5	Connect Adjustable hanger, installed at 1200 mm centres (max. distance from wall 600 mm)	0,7/m ²	0,7/m ²
6	Connect Hanger clip (not to be used in swimming hall environments)	0,7/m ²	0,7/m ²
7	Connect Universal clip 0083	11/m ²	7/m ²
8	Alt. Connect Angle trim, fixed c300	as required	as required
9	Alt. Connect Shadow-line trim, fixed c300	as required	as required
10	Connect Inspection hatch C1	as required	as required
11	For direct installation without clip: Connect Direct bracket, installed at 1200 mm centres	0,7/m ²	0,7/m ²

Δ Min. overall depth of system, with Adjustable hanger and clip: 150 mm, with Direct fixing without clip: 50 mm.

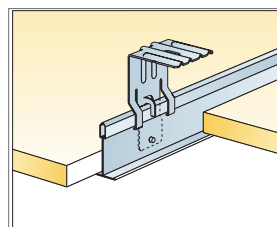
δ Min. demounting depth: With clip: 150 mm. Without clip: 100 mm.



See Quantity specification



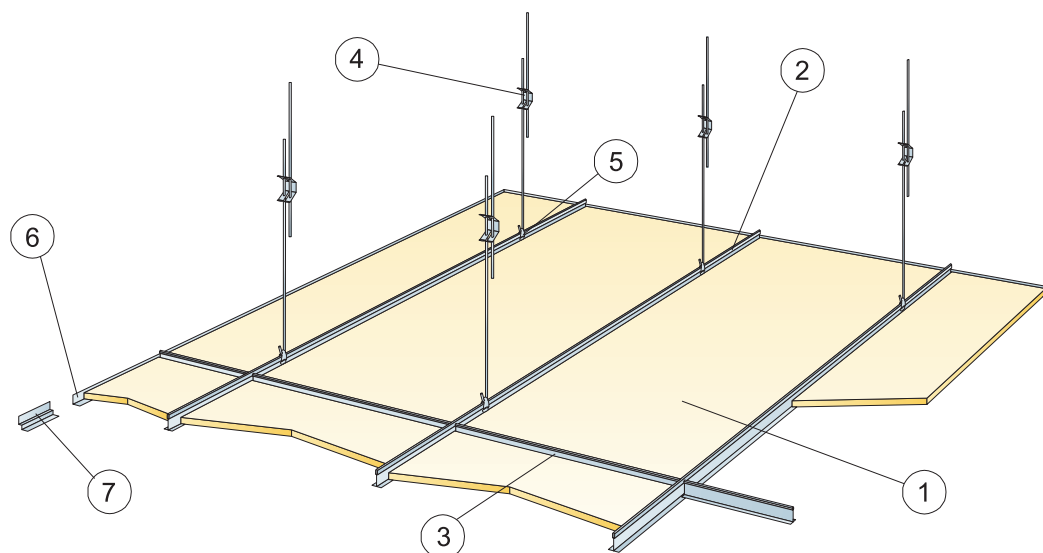
Arrangement of clips



Suspension with direct bracket

Size, mm	Max live load [N]	Min load bearing capacity [N]
600x600	50	160
1200x600	50	160

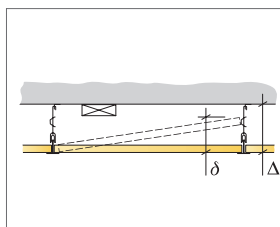
Live load/load bearing capacity



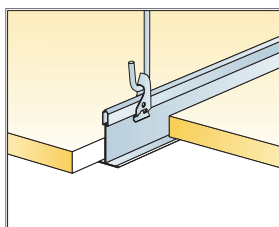
© Ecophon Group

QUANTITY SPECIFICATION (EXCL. WASTAGE)

		Size, mm			
		1600x600	1800x600	2000x600	2400x600
1	Hygiene Meditec A XL	1,05/m ²	0,95/m ²	0,85/m ²	0,7/m ²
2	Connect T24 Main runner, installed at 600 mm centres	1,7m/m ²	1,7m/m ²	1,7m/m ²	1,7m/m ²
3	Connect T24 Cross tee, l=600 mm				
4	Connect Adjustable hanger, installed at 1500 mm centres (max. distance from wall 450 mm)	1,1/m ²	1,1/m ²	1,1/m ²	1,1/m ²
5	Connect Hanger clip	1,1/m ²	1,1/m ²	1,1/m ²	1,1/m ²
6	Connect Angle trim, fixed at 300 mm centres	as required	as required	as required	as required
7	Connect Shadow-line trim, fixed at 300 mm centres	as required	as required	as required	as required
Δ Min. overall depth of system: 100 mm		-	-	-	-
δ Min. demounting depth: 100 mm					



See Quantity specification



Suspension with adjustable hanger and clip



Size, mm	Max live load [N]	Min load bearing capacity [N]
1600x600	50	160
1800x600	50	160
2000x600	50	160
2400x600	50	160

Live load/load bearing capacity