

# Ecophon Hygiene Foodtec™ Baffle C3

*Ecophon Hygiene Foodtec Baffle C3 is an open system with vertical baffles intended for use in environment where there is risk of contamination, and where frequent cleaning is required. This system is recommended where humidity levels are occasionally high. It is used mainly in premises where it is not possible to install a wall to wall ceiling because of sprinkler systems, installations or skylights, etc. Examples of applications: the food and beverage industries, restaurants and catering.*

*The system consists of Ecophon Hygiene Foodtec Baffles, which have a core of high density, 3rd generation glass wool and a painted stain protected Akutex HS surface both sides. The edges are painted. The supporting structure is*


*a corrosion protected exposed Connect T24 C3 grid of specially treated steel with a high corrosion resistance. The weight of the system is approximately 5 kg/m<sup>2</sup>.*



## SYSTEM RANGE




Size, mm	1 200x600
T24	•
Thickness	50
Inst. Diagr.	M263, M264



Hygiene Foodtec Baffle C3 in rows



Hygiene Foodtec Baffle C3 in rectangles



Hygiene Foodtec Baffle C3 with Connect Baffle clip



Hygiene Foodtec Baffle



## Acoustic

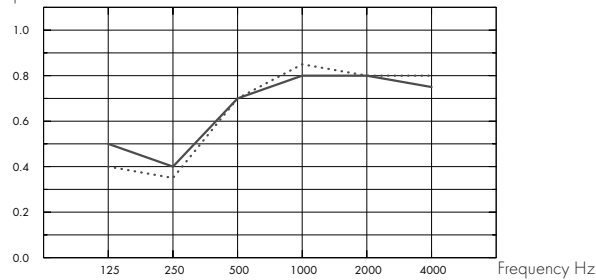
### Sound Absorption:

Test results according to EN ISO 354:2003

NOTE: Results shown are not comparable with results according to older versions of this standard due to discrepancies in test method.

Classification according to EN ISO 11654, and the single value ratings for Noise Reduction Coefficient, NRC and Sound Absorption Average, SAA according to ASTM C 423.

$\alpha_p$  Practical sound absorption coefficient



... Foodtec Baffle oriented in rows, c600 mm, with ~1,4 baffles/m<sup>2</sup> ceiling area, 600 mm o.d.s.

– Foodtec Baffle oriented in rectangles, with ~1,3 baffles/m<sup>2</sup> ceiling area, 600 mm o.d.s.

o.d.s = overall depth of system

	THK mm	o.d.s. mm	$\alpha_p$ Practical sound absorption coefficient						$\alpha_w$	Sound absorption class
			125 Hz	250 Hz	500 Hz	1000 Hz	2000 Hz	4000 Hz		
in rows	50	600	0,40	0,35	0,70	0,85	0,80	0,80	0,65	C
in rectangles	50	600	0,50	0,40	0,70	0,80	0,80	0,75	0,70	C



## Accessibility

The tiles are demountable.



## Cleanability

Daily dusting and vacuum cleaning. Weekly wet cleaning on all surfaces and high-pressure washing twice a year. Can withstand the use of common disinfecting chemicals.



## Visual appearance

White 500, nearest NCS colour sample S 0500-N, 84% light reflectance.



## Influence of climate

The tiles withstand a permanent ambient RH up to 95% at 30°C without sagging, warping or delaminating (ISO 4611). A higher temperature/moisture is permissible during washing as stated above. Microbiological growth class 0 according to ASTM G 21-96. The grid and accessories meet the demands of corrosion class C3 according to EN ISO 12944-2.



## Indoor Climate

### Certificate / Label

Europe

EN  
13501-1

Can be used in rooms classified as ISO class 5 according to ISO 14644-1.



## Environmental influence

### Certificate / Label

Europe

EN  
13501-1

Fully recyclable.



## Fire safety

### Country

Europe

### Standard

EN 13501-1

### Class

A2-s1,d0

The glass wool core of the tiles is tested and classified as non-combustible according to EN ISO 1182.



## Mechanical properties

See table about Max live load and Min load bearing capacity and Functional demands, Mechanical properties at [www.ecophon.com](http://www.ecophon.com).



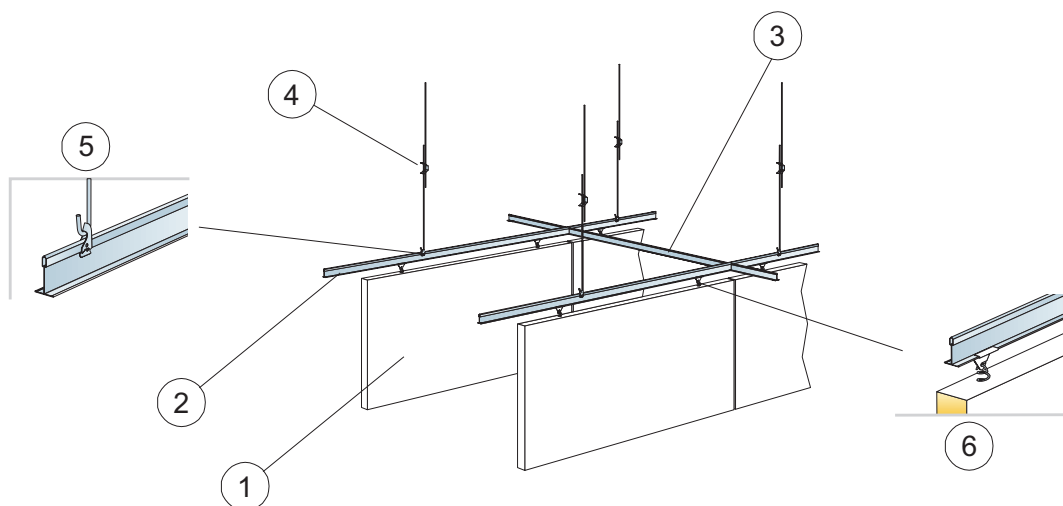
## Installation

Installed according to installation diagrams, installation guides and drawing aid. Cut panels must be sealed with Connect Edge sealant.



## CE

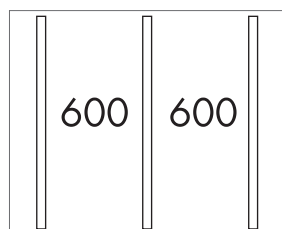
The CE marking confirms important product performance such as sound absorption, emissions, fire safety and load bearing capacity. All Ecophon ceiling products are CE marked according to European standard EN13964, and individual product performance is declared in Declaration of Performance (DoP) documents.



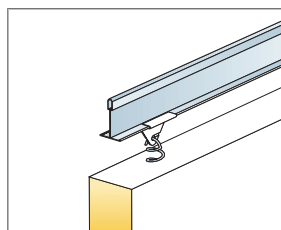
© Ecophon Group

## QUANTITY SPECIFICATION (EXCL. WASTAGE)

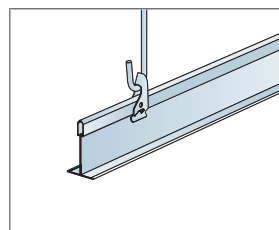
		Size, mm
		1200x600
1	Hygiene Foodtec Baffle	1,4/m <sup>2</sup>
2	Connect T24 Main runner C3, installed at 600 mm centres	1,7m/m <sup>2</sup>
3	Connect T24 Cross tee C3 9103, L=600 mm, installed at 1800 mm centres	0,6m/m <sup>2</sup>
4	Connect Adjustable hanger C3	1,4/m <sup>2</sup>
5	Connect Hanger clip	1,4/m <sup>2</sup>
6	Connect Baffle clip C3	2,8/m <sup>2</sup>



Installation in rows



Detail of suspension

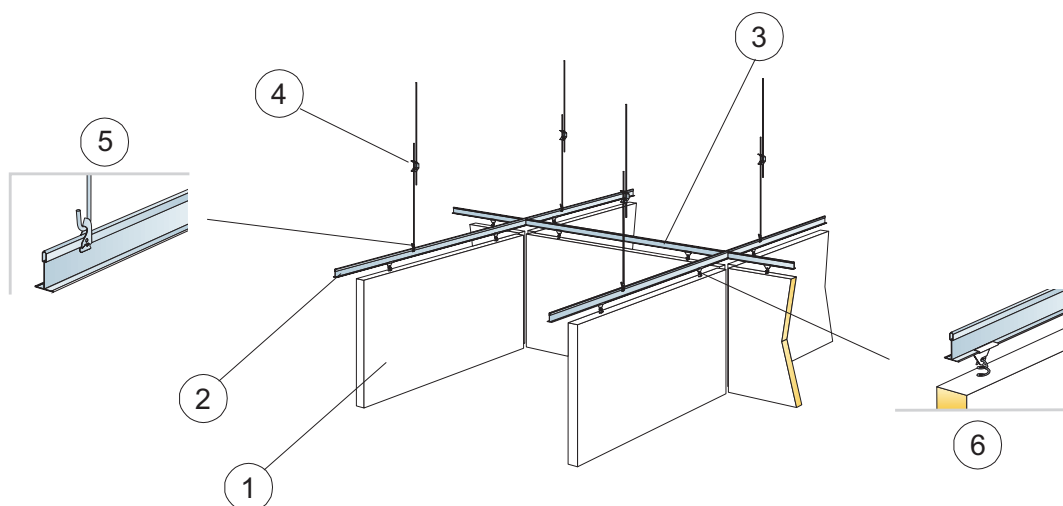


Suspension with adjustable hanger and clip

Size, mm	Max live load [N]	Min load bearing capacity [N]
1200x600	0	160

Live load/load bearing capacity

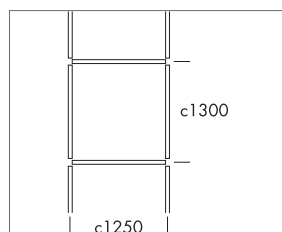
## INSTALLATION DIAGRAM (M264) FOR ECOPHON HYGIENE FOODTEC Baffle C3 (IN RECTANGLES)



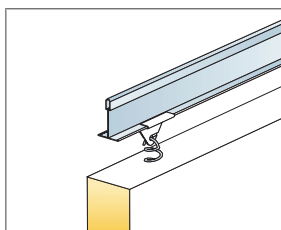
© Ecophon Group

## QUANTITY SPECIFICATION (EXCL. WASTAGE)

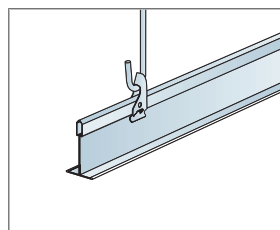
		Size, mm
		1200x600
1	Hygiene Foodtec Baffle	1,3/m <sup>2</sup>
2	Connect T24 Main runner C3, installed at 1250 mm centres	0,8m/m <sup>2</sup>
3	Connect T24 Cross tee C3, L=1250 mm, installed at 1300 mm centres	0,8m/m <sup>2</sup>
4	Connect Adjustable hanger C3	0,7/m <sup>2</sup>
5	Connect Hanger clip	0,7/m <sup>2</sup>
6	Connect Baffle clip C3	2,5/m <sup>2</sup>



Installation in rectangles



Detail of suspension



Suspension with adjustable hanger and clip

Size, mm	Max live load [N]	Min load bearing capacity [N]
1200x600	0	160

Live load/load bearing capacity