

# Ecophon Hygiene Clinic™ E C1

Ecophon Hygiene Clinic E C1 is a wall to wall, sound-absorbing ceiling system intended for health care applications where a standard suspended ceiling system is required, but where strict functional requirements are needed. This system is recommended for dry environments. It has a recessed visible grid and a tegular edge design, creating a ceiling with a shadow effect that accentuates each tile and partially conceals the grid system. The visible surface of each tile is 7 mm below the grid. Examples of applications: waiting rooms, ward rooms and nurse stations. The system is classified B5 for zone 4 according to standard NF S 90-351 and clean room classified according ISO 5.

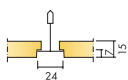
and Ecophon Connect grid systems, with an approximate weight of 2,5 kg/m<sup>2</sup>. The tiles are manufactured from high density glass wool. The visible surface has an Akutex™ T coating and the back of the tile is covered with glass tissue. The edges are painted. The grid is manufactured from galvanized steel corrosion class C1. For best performance and system quality, use Ecophon Connect grid and accessories.

The system consists of Ecophon Hygiene Clinic E C1 tiles



Centre de dialyse de Pau,


## SYSTEM RANGE



Size, mm	600x600	1200x600
T24	•	•
Thickness	15	15
Inst. Diag.	M339	M339



Hygiene Clinic E tile



Section of Hygiene Clinic E system



Hygiene Clinic E system

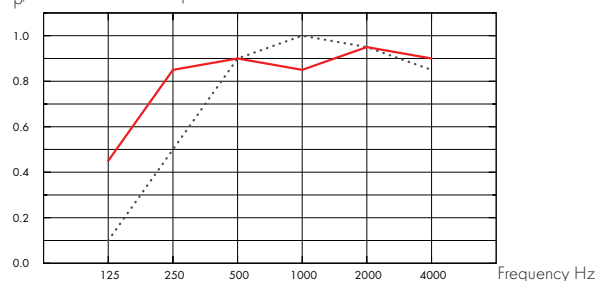


## Acoustic

### Sound Absorption:

Test results according to EN ISO 354. Classification according to EN ISO 11654, and the single value ratings for Noise Reduction Coefficient, NRC and Sound Absorption Average, SAA according to ASTM C 423.

$\alpha_p$  Practical sound absorption coefficient



... Hygiene Clinic E 15 mm, 60 mm o.d.s.

— Hygiene Clinic E 15 mm, 200 mm o.d.s.

o.d.s = overall depth of system

THK mm	o.d.s. mm	$\alpha_p$ Practical sound absorption coefficient						$\alpha_w$	Sound absorption class
		125 Hz	250 Hz	500 Hz	1000 Hz	2000 Hz	4000 Hz		
15	60	0,10	0,50	0,90	1,00	0,95	0,85	0,80	B
15	200	0,45	0,85	0,90	0,85	0,95	0,90	0,90	A



### Accessibility

The tiles are easily demountable. Minimum demounting depth according to installation diagrams.



### Cleanability

Daily dusting and vacuum cleaning. Weekly wet wiping. Withstand the use of hydrogen peroxide vapour.



### Visual appearance

White 500, nearest NCS colour sample S 0500-N, 84% light reflectance (of which more than 99% is diffuse reflection)



### Influence of climate

The tiles withstand a permanent ambient RH up to 95% at 30°C without sagging, warping or delaminating (ISO 4611). Fulfills the requirements B5 of zone 4 according to NF S90-351.



## Indoor Climate

### Certificate / Label

Europe

EN  
13501-1

Can be used in rooms classified as ISO class 5 according to ISO 14644-1.



## Environmental influence

### Certificate / Label

Europe

EN  
13501-1

Fully recyclable.



## Fire safety

### Country

Europe

### Standard

EN 13501-1

### Class

A2-s1,d0

The glass wool core of the tiles is tested and classified as non-combustible according to EN ISO 1182. The systems are classified as fire protective covering according to NT FIRE 003.



## Mechanical properties

See table about Max live load and Min load bearing capacity and Functional demands, Mechanical properties at [www.ecophon.com](http://www.ecophon.com).



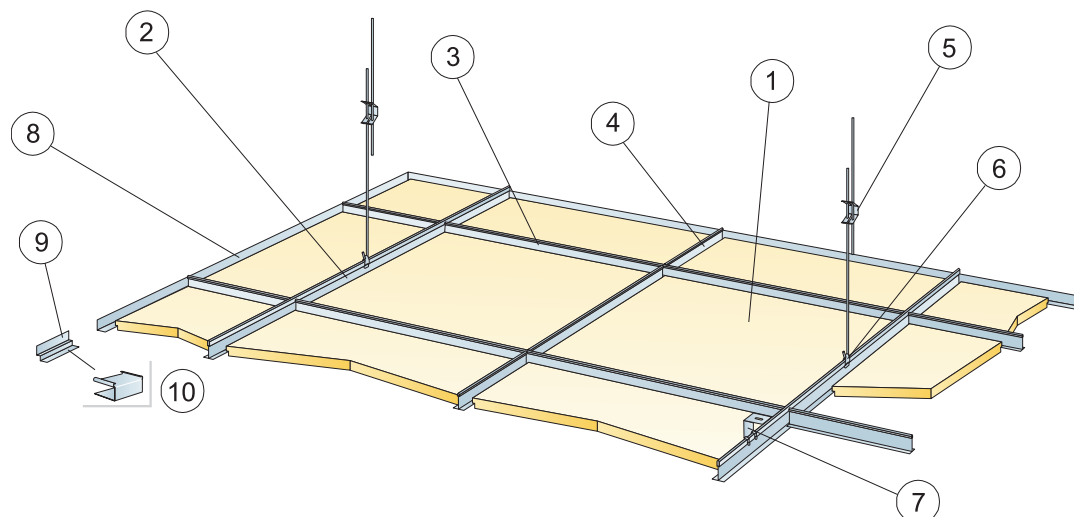
## Installation

Installed according to installation diagrams, installation guides and drawing aid. For information regarding minimum overall depth of system see quantity specification.



## CE

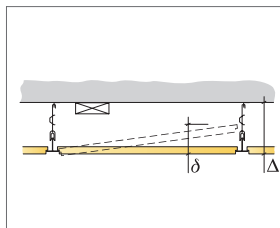
The CE marking confirms important product performance such as sound absorption, emissions, fire safety and load bearing capacity. All Ecophon ceiling products are CE marked according to European standard EN13964, and individual product performance is declared in Declaration of Performance (DoP) documents.



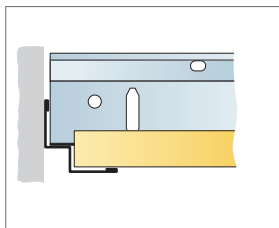
© Ecophon Group

## QUANTITY SPECIFICATION (EXCL. WASTAGE)

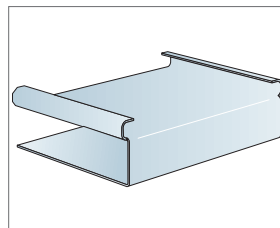
		Size, mm	
		600x600	1200x600
1	Hygiene Clinic E	2,8/m <sup>2</sup>	1,4/m <sup>2</sup>
2	Connect T24 Main runner, installed at 1200 mm centres (max distance from wall 300 mm)	0,9m/m <sup>2</sup>	0,9m/m <sup>2</sup>
3	Connect T24 Cross tee, L=1200 mm, installed at 600 mm centres	1,7m/m <sup>2</sup>	1,7m/m <sup>2</sup>
4	Connect T24 Cross tee, L=600 mm	0,9m/m <sup>2</sup>	-
5	Connect Adjustable hanger, installed at 1200 mm centres (max. distance from wall 600 mm)	0,7/m <sup>2</sup>	0,7/m <sup>2</sup>
6	Connect Hanger clip (not to be used in swimming hall environments)	0,7/m <sup>2</sup>	0,7/m <sup>2</sup>
7	For direct installation: Connect Direct bracket, installed at 1200 mm centres	0,7/m <sup>2</sup>	0,7/m <sup>2</sup>
8	Connect Angle trim, fixed at 300 mm centres	as required	as required
9	Connect Shadow-line trim, fixed at 300 mm centres	as required	as required
10	Connect E-plug 0158/0154 (for Shadow-line trim)	as required	as required
Δ Min. overall depth of system, with Adjustable hanger: 110 mm, with Direct bracket: 60 mm.		-	-
δ Min. demounting depth: T15: 110 mm, T24: 90 mm		-	-



See Quantity specification



Straight cut, panel resting on shadow-line trim.



Connect E-plug

Size, mm	Max live load [N]	Min load bearing capacity [N]
600x600	50	160
1200x600	50	160

Live load/load bearing capacity