

Ecophon Gedina™ A

For applications where a standard suspended ceiling system is required, but where strict functional requirements are needed. Ecophon Gedina A has an exposed grid. Each tile is easily demountable. Note that installation according to installation diagram M118 contributes to a higher live load capacity compared to M237.

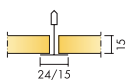
The system consists of Ecophon Gedina A tiles and Ecophon Connect grid systems, with an approximate weight of 2,5 kg/m². The tiles are manufactured from high density, 3rd generation glass wool. The visible surface has an Akutex™ T coating and the back of the tile is covered with glass tissue. Ecophon Gedina A can be supplied with primed edges or natural edges. The grid is manufactured from galvanized

steel. For best performance and system quality, use Ecophon Connect grid and accessories.



Siemens Nixdorf, Stockholm, Sweden


SYSTEM RANGE



Size, mm	600x600	1200x600	1200x1200
T15	•	•	•
T24	•	•	•
Thickness	15	15	15
Inst. Diag.	M118, M237	M118	M118




Gedina A tile



Section of Gedina A system



Gedina A system



Gedina A, robust installation and low weight

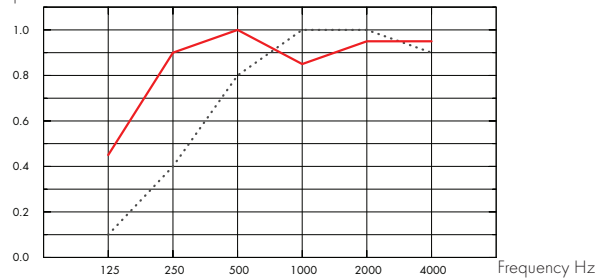


Acoustic

Sound Absorption:

Test results according to EN ISO 354. Classification according to EN ISO 11654.

α_p Practical sound absorption coefficient



... Gedina A 15 mm, 50 mm o.d.s.

— Gedina A 15 mm, 200 mm o.d.s.

o.d.s = overall depth of system

THK mm	o.d.s. mm	α_p Practical sound absorption coefficient						α_w	Sound absorption class
		125 Hz	250 Hz	500 Hz	1000 Hz	2000 Hz	4000 Hz		
15	50	0,10	0,40	0,80	1,00	1,00	0,90	0,70	C
15	200	0,45	0,90	1,00	0,85	0,95	0,95	0,95	A

THK mm	AC(1.5) Articulation Class, ASTM E1111, ASTM E1110	D_{nfw} Weighted normalized flanking level difference, ISO 10848-2	CAC dB Ceiling Attenuation Class, ASTM 1414, ASTM E413
15	190	18	19



Accessibility

The tiles are easily demountable. Minimum demounting depth according to installation diagrams.



Cleanability

Daily dusting and vacuum cleaning. Weekly wet wiping.



Visual appearance

White 500, nearest NCS colour sample S 0500-N, 84% light reflectance (of which more than 99% is diffuse reflection)



Influence of climate

The tiles withstand a permanent ambient RH up to 95% at 30°C without sagging, warping or delaminating (ISO 4611).



Indoor Climate

Certificate / Label

Europe

EN
13501-1

M1



Environmental influence

Certificate / Label

Europe

EN
13501-1

Fully recyclable.



CO₂

Kg CO₂ equiv/m²

2,6

2,9 kg equivalent CO₂ / m² according to EPD



Fire safety

Country

Standard

Class

Europe

EN 13501-1

A2-s1,d0

The glass wool core of the tiles is tested and classified as non-combustible according to EN ISO 1182.

The systems are classified as fire protective covering according to NT FIRE 003.



Mechanical properties

See table about Max live load and Min load bearing capacity and Functional demands, Mechanical properties at www.ecophon.com.



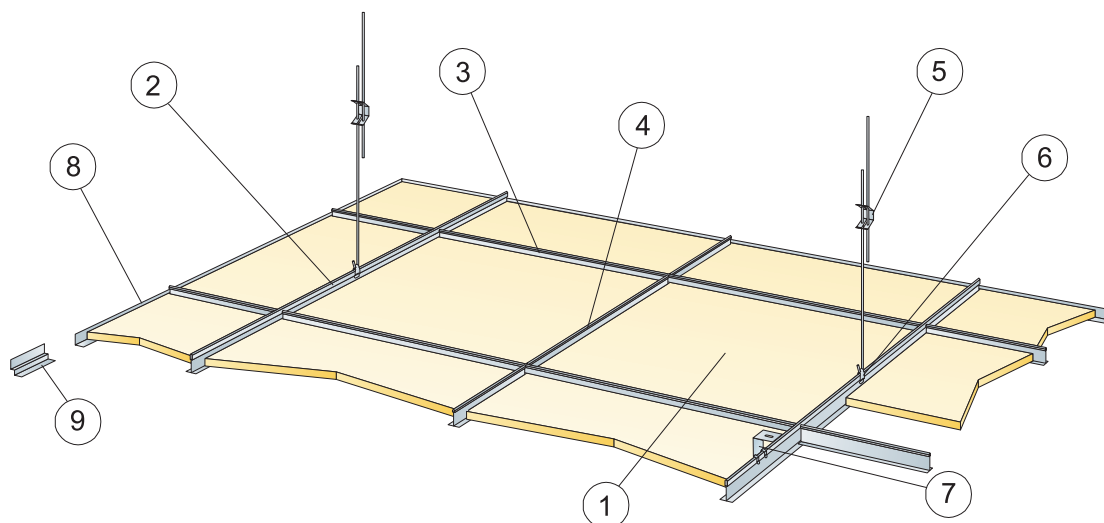
Installation

Installed according to installation diagrams, installation guides and drawing aid. For information regarding minimum overall depth of system see quantity specification.



CE

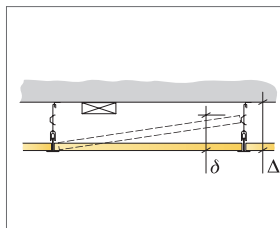
The CE marking confirms important product performance such as sound absorption, emissions, fire safety and load bearing capacity. All Ecophon ceiling products are CE marked according to European standard EN13964, and individual product performance is declared in Declaration of Performance (DoP) documents.



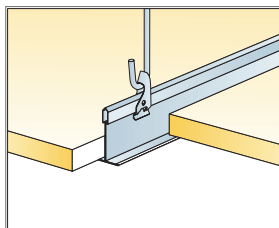
© Ecophon Group

QUANTITY SPECIFICATION (EXCL. WASTAGE)

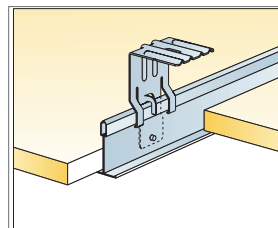
		Size, mm		
		600x600	1200x600	1200x1200
1	Gedina A	2,8/m ²	1,4/m ²	0,7/m ²
2	Connect T24 or T15 Main runner, installed at 1200 mm centres (max. distance from wall 600 mm, can be extended up to 1200 mm if no live load between Main runner and wall).	0,9m/m ²	0,9m/m ²	0,9m/m ²
3	Connect T24 or T15 Cross tee, L=1200 mm, installed at 600 mm centres	1,7m/m ²	1,7m/m ²	0,9m/m ²
4	Connect T24 or T15 Cross tee, L=600 mm	0,9m/m ²	-	-
5	Connect Adjustable hanger, installed at 1200 mm centres (max. distance from wall 600 mm)	0,7/m ²	0,7/m ²	0,7/m ²
6	Connect Hanger clip (not to be used in swimming hall environments)	0,7/m ²	0,7/m ²	0,7/m ²
7	For direct installation: Connect Direct bracket, installed at 1200 mm centres	0,7/m ²	0,7/m ²	0,7/m ²
8	Connect Angle trim, fixed at 300 mm centres	as required	as required	as required
9	Connect Shadow-line trim, fixed at 300 mm centres	as required	as required	as required
Δ Min. overall depth of system, with Adjustable hanger: 100 mm, with Direct bracket: 50 mm		-	-	-
δ Min. demounting depth: 120 mm (130 mm with 1200x1200)		-	-	-



See Quantity specification



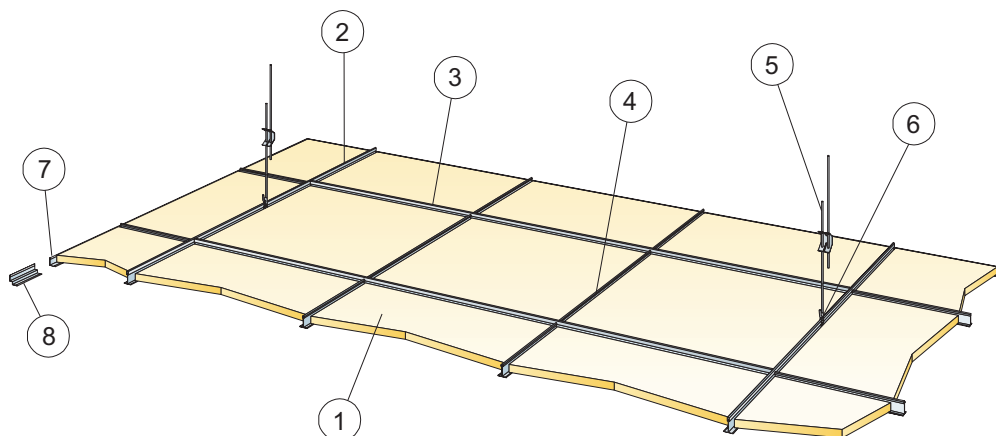
Suspension with adjustable hanger and clip



Suspension with direct bracket

Size, mm	Max live load [N]	Min load bearing capacity [N]
600x600	50	160
1200x600	50	160
1200x1200	50	160

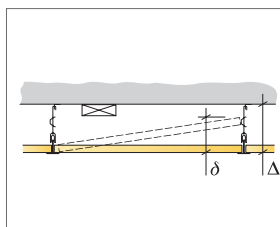
Live load/load bearing capacity



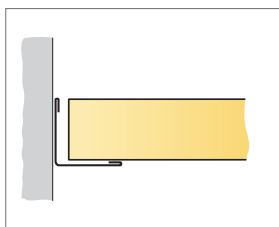
© Ecophon Group

QUANTITY SPECIFICATION (EXCL. WASTAGE)

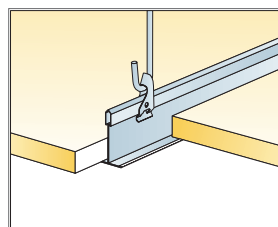
		Size, mm
		600x600
1	Gedina A	2,8/m ²
2	Connect T24 Main runner, installed at 1800 mm centres (max. distance from wall 600 mm, can be extended up to 1200 mm if no live load between Main runner and wall).	0,56m/m ²
3	Connect T24 Cross tee, L=1800 mm	1,7m/m ²
4	Connect T24 Cross tee, L=600 mm centres	1,1m/m ²
5	Connect Adjustable hanger, installed at 1200 mm centres (max. distance from wall 600 mm)	0,46/m ²
6	Connect Hanger clip	0,46/m ²
7	Connect Angle trim, fixed at 300 mm centres	as required
8	Alt. Connect Shadow-line trim, fixed c300	as required
δ Min. demounting depth: 120 mm		-
Δ Min. overall depth of system, with Adjustable hanger: 100 mm, with Direct bracket: 50 mm		-



See Quantity specification



Straight cut, panel resting on wall trim



Suspension with adjustable hanger and clip

Size, mm	Max live load [N]	Min load bearing capacity [N]
600x600	20	160

Live load/load bearing capacity