

Ecophon Focus™ E

For applications where an attractive suspended ceiling is required and easy removal of individual tiles is essential. Ecophon Focus E has a recessed visible grid and a tegular edge design, creating a ceiling with a shadow effect that accentuates each tile and partially conceals the grid system. The visible surface of each tile is 10 mm below the grid. Each tile is easily demountable.

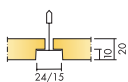
system quality, use Ecophon Connect grid and accessories. The grid is manufactured from galvanized steel.

The systems consist of Ecophon Focus E tiles and Ecophon Connect grid systems, with an approximate weight of 3 kg/m². The tiles are manufactured from high density, 3rd generation glass wool. The visible surface has an Akutex™ FT coating and the back of the tile is covered with glass tissue. The edges are painted. For best performance and



Aereco Sweden AB, Malmö, Sweden


SYSTEM RANGE




Size, mm	600x600	1200x600	1200x1200	XL 1600x600	XL 1800x600	XL 2000x600	XL 2400x600
T15	•	•	•	•	•	•	•
T24	•	•	•	•	•	•	•
Thickness	20	20	20	20	20	20	20
Inst. Diagr.	M12	M12	M12	M47, M49	M47, M49	M47, M49	M47, M49




Focus E tile



Section of Focus E system with Connect T24



Focus E system with Connect T24



Focus E with Connect Angle trim

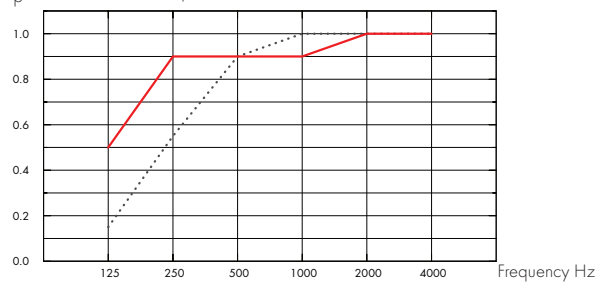


Acoustic

Sound Absorption:

Test results according to EN ISO 354. Classification according to EN ISO 11654, and the single value ratings for Noise Reduction Coefficient, NRC and Sound Absorption Average, SAA according to ASTM C 423.

α_p Practical sound absorption coefficient



... Focus E 20 mm, 60 mm o.d.s.

— Focus E 20 mm, 200 mm o.d.s.

o.d.s = overall depth of system

THK mm	o.d.s. mm	α_p Practical sound absorption coefficient						α_w	Sound absorption class
		125 Hz	250 Hz	500 Hz	1000 Hz	2000 Hz	4000 Hz		
20	60	0,15	0,55	0,90	1,00	1,00	1,00	0,85	B
20	200	0,50	0,90	0,90	0,90	1,00	1,00	0,95	A

THK mm	o.d.s. mm	NRC	SAA
20	60	0,90	0,87

THK mm	AC(1.5) Articulation Class, ASTM E1111, ASTM E1110	D_{nfw} Weighted normalized flanking level difference, ISO 10848-2	CAC dB Ceiling Attenuation Class, ASTM 1414, ASTM E413
20	180	22	23



Accessibility

The tiles are easily demountable. Minimum demounting depth according to installation diagrams.



Cleanability

Daily dusting and vacuum cleaning. Weekly wet wiping.



Visual appearance

White Frost, nearest NCS colour sample S 0500-N, 85% light reflectance (of which more than 99% is diffuse reflection). Retro reflection coefficient 63 mcd/(m²lx). Gloss < 1.



Influence of climate

The tiles withstand a permanent ambient RH up to 95% at 30°C without sagging, warping or delaminating (ISO 4611).



Indoor Climate

Certificate / Label

Europe

EN
13501-1



Environmental influence

Certificate / Label

Europe

EN
13501-1

Fully recyclable.



CO₂

Kg CO₂ equiv/m²

3,7

2,9 kg equivalent CO₂ / m² according to EPD



Fire safety

Country

Standard

Class

Europe

EN 13501-1

A2-s1,d0

The glass wool core of the tiles is tested and classified as non-combustible according to EN ISO 1182.
The systems are classified as fire protective covering according to NT FIRE 003.



Mechanical properties

See table about Max live load and Min load bearing capacity and Functional demands, Mechanical properties at www.ecophon.com.



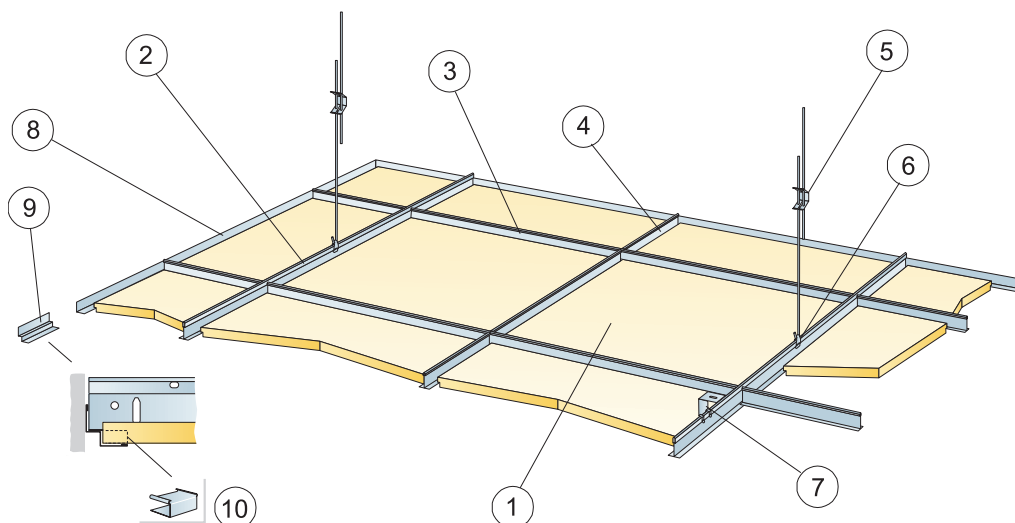
Installation

Installed according to installation diagrams, installation guides and drawing aid. For information regarding minimum overall depth of system see quantity specification.



CE

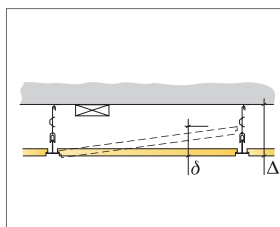
The CE marking confirms important product performance such as sound absorption, emissions, fire safety and load bearing capacity. All Ecophon ceiling products are CE marked according to European standard EN13964, and individual product performance is declared in Declaration of Performance (DoP) documents.



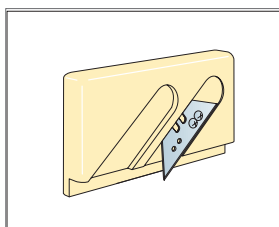
© Ecophon Group

QUANTITY SPECIFICATION (EXCL. WASTAGE)

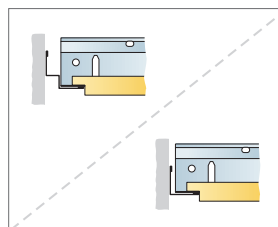
		Size, mm		
		600x600	1200x600	1200x1200
1	Focus E	2,8/m ²	1,4/m ²	0,7/m ²
2	Connect T24 or T15 Main runner, installed at 1200 mm centres (max. distance from wall 600 mm, can be extended up to 1200 mm if no live load between Main runner and wall).	0,9m/m ²	0,9m/m ²	0,9m/m ²
3	Connect T24 or T15 Cross tee, L=1200 mm	1,7m/m ²	1,7m/m ²	0,9m/m ²
4	Connect T24 or T15 Cross tee, L=600 mm	0,9m/m ²	-	-
5	Connect Adjustable hanger, installed at 1200 mm centres (max. distance from wall 600 mm)	0,7/m ²	0,7/m ²	0,7/m ²
6	Connect Hanger clip (not to be used in swimming hall environments)	0,7/m ²	0,7/m ²	0,7/m ²
7	For direct installation: Connect Direct bracket, installed at 1200 mm centres	0,7/m ²	0,7/m ²	0,7/m ²
8	Connect Angle trim, fixed at 300 mm centres	as required	as required	as required
9	Connect Shadow-line trim, fixed at 300 mm centres	as required	as required	as required
10	Connect E-plug (for Shadow-line trim)	as required	as required	as required
Δ Min. overall depth of system, with Adjustable hanger: 110 mm, with Direct bracket: 60 mm.		-	-	-
δ Min. demounting depth: 120 mm, (1200x1200 mm, T15: 160 mm)		-	-	-



See Quantity specification



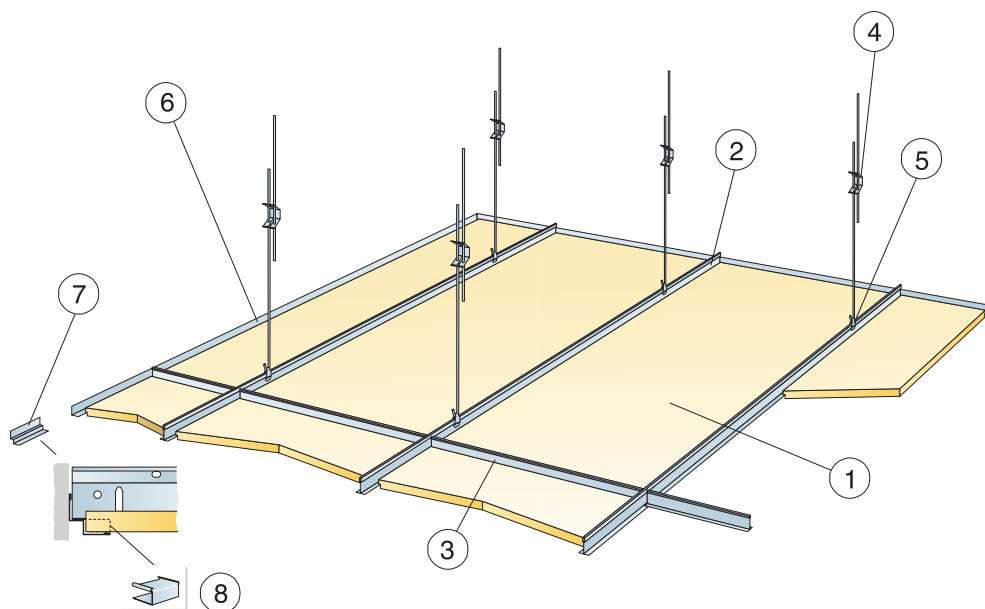
Connect Cutting tool E



Tegular rebate with angle trim and T-profile on foot of shadow-line trim.

Size, mm	Max live load [N]	Min load bearing capacity [N]
600x600	50	160
1200x600	50	160
1200x1200	50	160

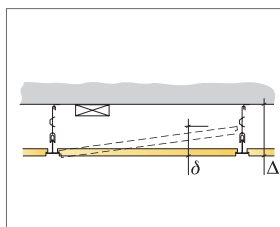
Live load/load bearing capacity



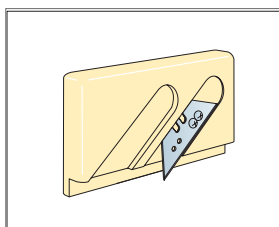
© Ecophon Group

QUANTITY SPECIFICATION (EXCL. WASTAGE)

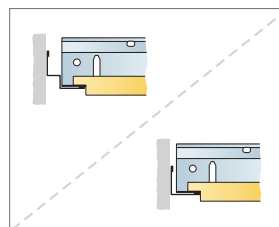
		Size, mm			
		1600x600	1800x600	2000x600	2400x600
1	Focus E	1,05/m ²	0,95/m ²	0,85/m ²	0,7/m ²
2	Connect T24 Main runner at 600 mm centres	1,7m/m ²	1,7m/m ²	1,7m/m ²	1,7m/m ²
3	Connect T24 Cross tee, L=600 mm	0,65m/m ²	0,6m/m ²	0,5m/m ²	0,45m/m ²
4	Connect Adjustable hanger, installed at 1500 mm centres (max. distance from wall 450 mm)	1,1/m ²	1,1/m ²	1,1/m ²	1,1/m ²
5	Connect Hanger clip	1,1/m ²	1,1/m ²	1,1/m ²	1,1/m ²
6	Connect Angle trim, fixed at 300 mm centres	as required	as required	as required	as required
7	Connect Shadow-line trim, fixed at 300 mm centres	as required	as required	as required	as required
8	Connect E-plug (for Shadow-line trim)	as required	as required	as required	as required
Δ Min. overall depth of system: 110 mm		-	-	-	-
δ Minimum demounting depth: 110 mm		-	-	-	-



See Quantity specification



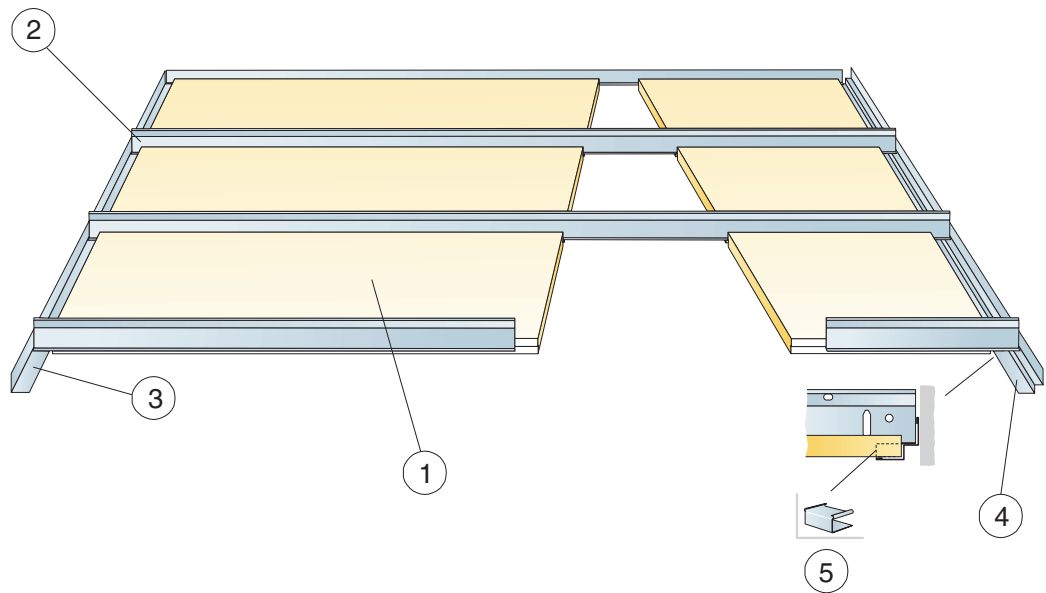
Cutting tool E 0221



Regular rebate with angle trim and T-profile on foot of shadow-line trim.

Size, mm	Max live load [N]	Min load bearing capacity [N]
1600x600	50	160
1800x600	50	160
2000x600	50	160
2400x600	50	160

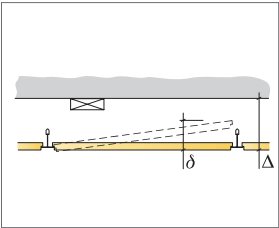
Live load/load bearing capacity



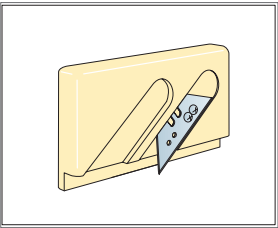
© Ecophon Group

QUANTITY SPECIFICATION (EXCL. WASTAGE)

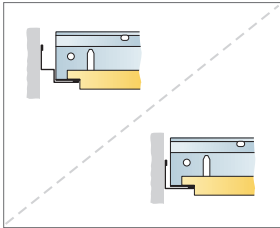
		Size, mm			
		1600x600	1800x600	2000x600	2400x600
1	Focus E	1,05/m²	0,95/m²	0,85/m²	0,7/m²
2	Connect T24 Corridor profile, installed at 600 mm centres	1,05/m²	0,95/m²	0,85/m²	0,7/m²
3	Connect Angle trim, fixed at 200 mm centres	as required	as required	as required	as required
4	Connect Shadow-line trim, fixed at 200 mm centres	as required	as required	as required	as required
5	Connect E-plug (for Shadow-line trim)	as required	as required	as required	as required
Δ Min. overall depth of system: 50 mm		-	-	-	-
δ Min. demounting depth: 75 mm		-	-	-	-



See Quantity specification



Cutting tool E 0221



Tegular rebate with angle trim and T-profile on foot of shadow-line trim.

Size, mm	Max live load [N]	Min load bearing capacity [N]
1600x600	40	-
1800x600	20	-
2000x600	10	-
2400x600	0	-

Live load/load bearing capacity