

Ecophon Focus™ A

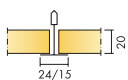
For applications where a robust suspended ceiling system is required. Ecophon Focus A has an exposed grid system. Each tile is easily demountable.

The systems consist of Ecophon Focus A tiles and Ecophon Connect grid systems, with an approximate weight of 3 kg/m². The tiles are manufactured from high density, 3rd generation glass wool. The visible surface has an Akutex™ FT coating and the back of the tile is covered with glass tissue. The edges are primed. The grid is manufactured from galvanized steel.




High Tech Campus, Eindhoven, Netherlands


SYSTEM RANGE




Size, mm	600x600	1200x600	1200x1200	XL 1600x600	XL 1800x600	XL 2000x600	XL 2400x600
T15	•	•	•				
T24	•	•	•	•	•	•	•
Thickness	20	20	20	20	20	20	20
Inst. Diag.	M01	M01	M01	M16, M46	M16, M46	M16, M46	M16, M46



Focus A tile



Section of Focus A system with Connect T24



Focus A system

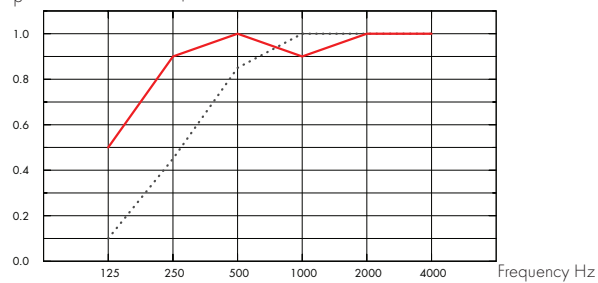


Acoustic

Sound Absorption:

Test results according to EN ISO 354. Classification according to EN ISO 11654, and the single value ratings for Noise Reduction Coefficient, NRC and Sound Absorption Average, SAA according to ASTM C 423.

α_p Practical sound absorption coefficient



... Focus A 20 mm, 50 mm o.d.s.

— Focus A 20 mm, 200 mm o.d.s.

o.d.s = overall depth of system

THK mm	o.d.s. mm	α_p Practical sound absorption coefficient						α_w	Sound absorption class
		125 Hz	250 Hz	500 Hz	1000 Hz	2000 Hz	4000 Hz		
20	50	0,10	0,45	0,85	1,00	1,00	1,00	0,75	C
20	200	0,50	0,90	1,00	0,90	1,00	1,00	1,00	A

THK mm	o.d.s. mm	NRC	SAA
20	50	0,85	0,83

THK mm	AC(1.5) Articulation Class, ASTM E1111, ASTM E1110	D_{nfw} Weighted normalized flanking level difference, ISO 10848-2	CAC dB Ceiling Attenuation Class, ASTM 1414, ASTM E413
20	190	20	21



Accessibility

The tiles are easily demountable. Minimum demounting depth according to installation diagrams.



Cleanability

Daily dusting and vacuum cleaning. Weekly wet wiping.



Visual appearance

White Frost, nearest NCS colour sample S 0500-N, 85% light reflectance (of which more than 99% is diffuse reflection). Retro reflection coefficient 63 mcd/(m²lx). Gloss < 1.



Influence of climate

The tiles withstand a permanent ambient RH up to 95% at 30°C without sagging, warping or delaminating (ISO 4611).



Indoor Climate

Certificate / Label

Europe

EN
13501-1



Environmental influence

Certificate / Label

Europe

EN
13501-1

Fully recyclable.



CO₂

Kg CO₂ equiv/m²

EN
13501-1

From EPD in conformity with ISO 14040



Fire safety

Country

Standard

Class

Europe

EN 13501-1

A2-s1,d0

The glass wool core of the tiles is tested and classified as non-combustible according to EN ISO 1182. The systems are classified as fire protective covering according to NT FIRE 003.



Mechanical properties

See table about Max live load and Min load bearing capacity and Functional demands, Mechanical properties at www.ecophon.com.



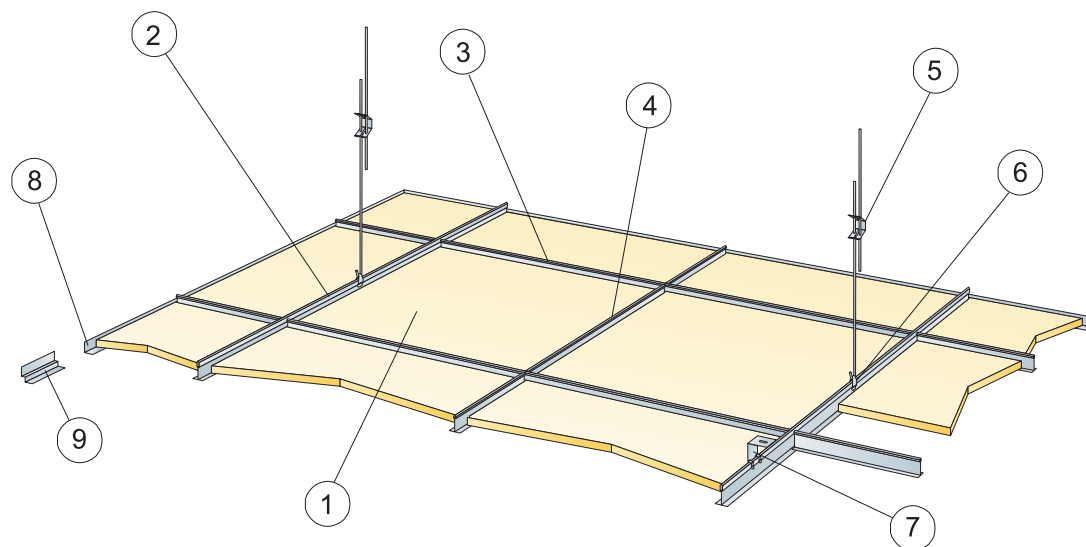
Installation

Installed according to installation diagrams, installation guides and drawing aid. For information regarding minimum overall depth of system see quantity specification.



CE

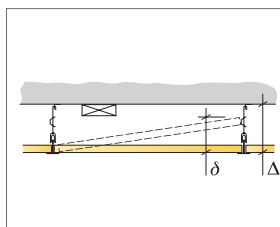
The CE marking confirms important product performance such as sound absorption, emissions, fire safety and load bearing capacity. All Ecophon ceiling products are CE marked according to European standard EN13964, and individual product performance is declared in Declaration of Performance (DoP) documents.



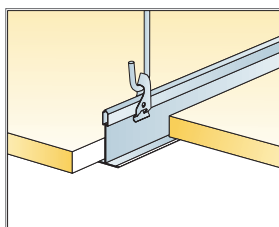
© Ecophon Group

QUANTITY SPECIFICATION (EXCL. WASTAGE)

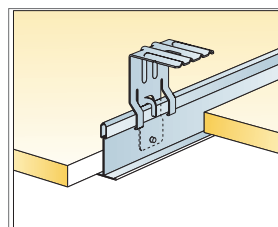
		Size, mm		
		600x600	1200x600	1200x1200
1	Focus A	2,8/m ²	1,4/m ²	0,7/m ²
2	Connect T24 or T15 Main runner, installed at 1200 mm centres (max. distance from wall 600 mm, can be extended up to 1200 mm if no live load between Main runner and wall).	0,9m/m ²	0,9m/m ²	0,9m/m ²
3	Connect T24 or T15 Cross tee, L=1200 mm, installed at 600 mm centres	1,7m/m ²	1,7m/m ²	0,9m/m ²
4	Connect T24 or T15 Cross tee, L=600 mm	0,9m/m ²	-	-
5	Connect Adjustable hanger, installed at 1200 mm centres (max. distance from wall 600 mm)	0,7/m ²	0,7/m ²	0,7/m ²
6	Connect Hanger clip (not to be used in swimming hall environments)	0,7/m ²	0,7/m ²	0,7/m ²
7	For direct installation: Connect Direct bracket, installed at 1200 mm centres	0,7/m ²	0,7/m ²	0,7/m ²
8	Connect Angle trim, fixed at 300 mm centres	as required	as required	as required
9	Connect Shadow-line trim, fixed at 300 mm centres	as required	as required	as required
Δ Min. overall depth of system, with Adjustable hanger: 100 mm, with Direct bracket: 50 mm		-	-	-
δ Min. demounting depth: 120 mm (130 mm with 1200x1200)		-	-	-



See Quantity specification



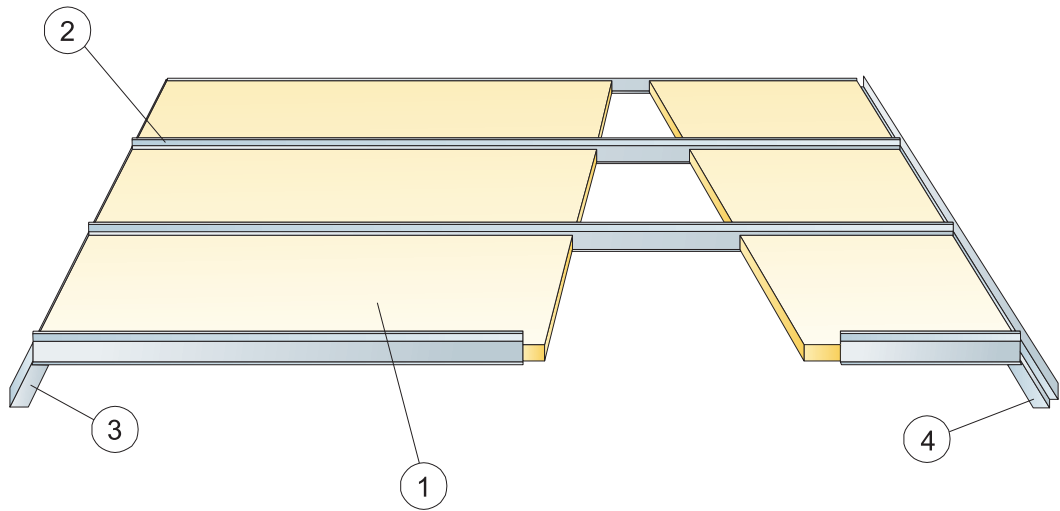
Suspension with adjustable hanger and clip



Suspension with direct bracket

Size, mm	Max live load [N]	Min load bearing capacity [N]
600x600	50	160
1200x600	50	160
1200x1200	50	160

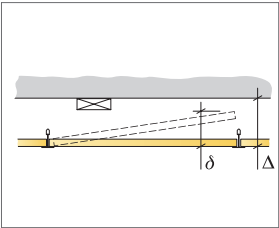
Live load/load bearing capacity





© Ecophon Group

QUANTITY SPECIFICATION (EXCL. WASTAGE)

		Size, mm			
		1600x600	1800x600	2000x600	2400x600
1	Focus A XL	1,05/m²	0,95/m²	0,85/m²	0,7/m²
2	Connect T24 Corridor profile, installed at 600 mm centres	1,05/m²	0,95/m²	0,85/m²	0,7/m²
3	Connect Angle trim, fixed at 200 mm centres	as required	as required	as required	as required
4	Connect Shadow-line trim, fixed at 200 mm centres	as required	as required	as required	as required
Δ Min. overall depth of system: 40 mm		-	-	-	-
δ Min. demounting depth: 65 mm		-	-	-	-

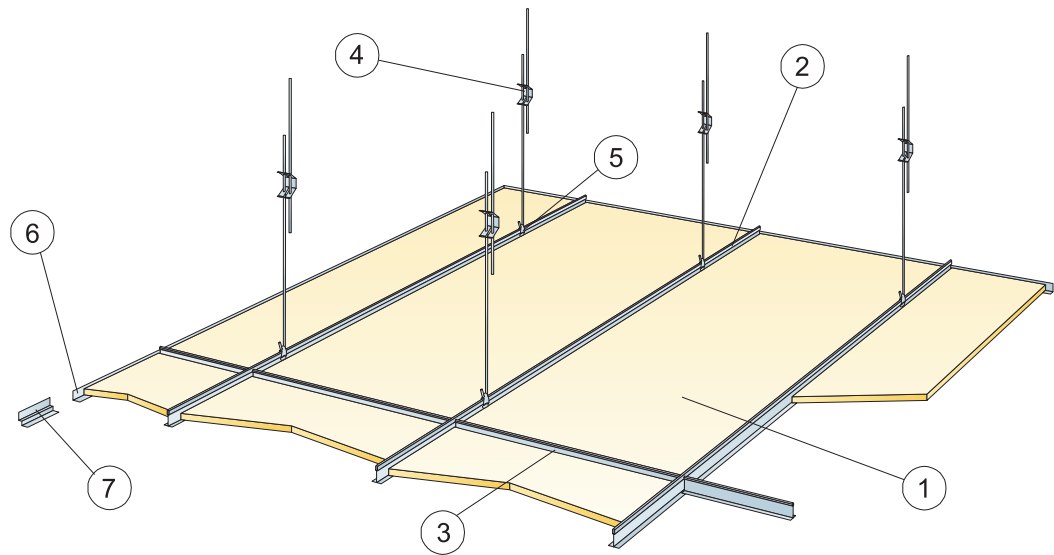


See Quantity specification



Size, mm	Max live load [N]	Min load bearing capacity [N]
1600x600	40	-
1800x600	20	-
2000x600	10	-
2400x600	0	-

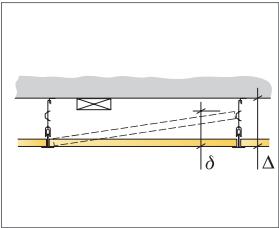
Live load/load bearing capacity



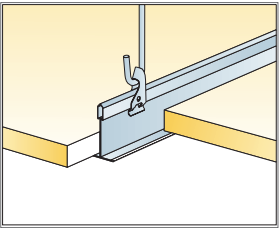
© Ecophon Group

QUANTITY SPECIFICATION (EXCL. WASTAGE)


		Size, mm			
		1600x600	1800x600	2000x600	2400x600
1	Focus A XL	1,05/m ²	0,95/m ²	0,85/m ²	0,7/m ²
2	Connect T24 Main runner, installed at 600 mm centres	1,7m/m ²	1,7m/m ²	1,7m/m ²	1,7m/m ²
3	Connect T24 Cross tee, l=600 mm	0,65m/m ²	0,6m/m ²	0,5m/m ²	0,45m/m ²
4	Connect Adjustable hanger, installed at 1500 mm centres (max. distance from wall 450 mm)	1,1/m ²	1,1/m ²	1,1/m ²	1,1/m ²
5	Connect Hanger clip	1,1/m ²	1,1/m ²	1,1/m ²	1,1/m ²
6	Connect Angle trim, fixed at 300 mm centres	as required	as required	as required	as required
7	Connect Shadow-line trim, fixed at 300 mm centres	as required	as required	as required	as required
Δ Min. overall depth of system: 100 mm		-	-	-	-
δ Min. demounting depth: 100 mm					



See Quantity specification



Suspension with adjustable hanger and clip



Size, mm	Max live load [N]	Min load bearing capacity [N]
1600x600	50	160
1800x600	50	160
2000x600	50	160
2400x600	50	160

Live load/load bearing capacity