

Ecophon Advantage™ E

For applications requiring an easily installed suspended ceiling meeting the essential functional demands. Ecophon Advantage E has an recessed visible grid and a tegular edge design creating a ceiling with a shadow effect that accentuates each tile and partially conceals the grid system. The visible surface of each tile is 7 mm below the grid. Each tile is individually demountable for easy access to soffit above.

back of the tile is covered with glass tissue. The edges are painted.

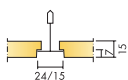
For best performance and system quality use Ecophon Connect grid and accessories. The Connect grid is manufactured from galvanized steel.

The system consists of Ecophon Advantage E tiles and Ecophon Connect grid system with an approximate weight of 2,5 kgs/m². The tiles are manufactured from high density, 3rd generation glass wool. The visible surface is a high quality batch painted glass tissue in white colour and the



., Russia

SYSTEM RANGE



Size, mm	600x600	1200x600
T15	•	•
T24	•	•
Thickness	15	15
Inst. Diag.	M122, M272	M122



Advantage E tile



Section of Advantage E system with Connect T24



Advantage E system with Connect T24

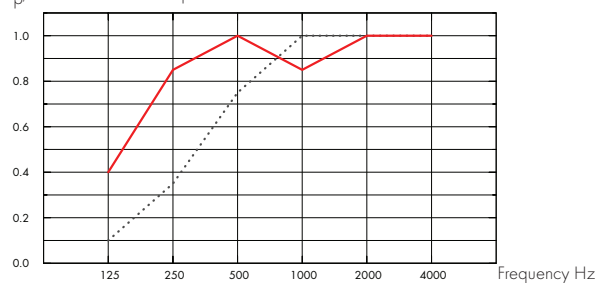


Acoustic

Sound Absorption:

Test results according to EN ISO 354. Classification according to EN ISO 11654, and the single value ratings for Noise Reduction Coefficient, NRC and Sound Absorption Average, SAA according to ASTM C 423.

α_p Practical sound absorption coefficient



... Advantage E 15 mm, 60 mm o.d.s.

— Advantage E 15 mm, 200 mm o.d.s.

o.d.s = overall depth of system

THK mm	o.d.s. mm	α_p Practical sound absorption coefficient						α_w	Sound absorption class
		125 Hz	250 Hz	500 Hz	1000 Hz	2000 Hz	4000 Hz		
15	60	0,10	0,35	0,75	1,00	1,00	1,00	0,65	C
15	200	0,40	0,85	1,00	0,85	1,00	1,00	0,95	A

THK mm	o.d.s. mm	NRC	SAA
15	60	0,85	0,83



Accessibility

The tiles are easily demountable. Minimum demounting depth according to installation diagrams.



Cleanability

Weekly dusting and vacuum cleaning.



Visual appearance

White 500. Nearest NCS colour code; NCS S 0500-N. 83 % light reflectance. (The tiles need to be installed in accordance with the arrows on the back of the tile in order to get optimal visual appearance).



Influence of climate

The tiles withstand a permanent ambient RH up to 95% at 30°C without sagging, warping or delaminating (ISO 4611).



Indoor Climate

Certificate / Label

Europe

EN
13501-1

M1



Environmental influence

Certificate / Label

Europe

EN
13501-1

Fully recyclable.



CO₂

Kg CO₂ equiv/m²

3,1

2,9 kg equivalent CO₂ / m² according to EPD



Fire safety

Country

Standard

Class

Europe

EN 13501-1

A2-s1,d0

The glass wool core of the tiles is tested and classified as non-combustible according to EN ISO 1182.

The systems are classified as fire protective covering according to NT FIRE 003.



Mechanical properties

See table about Max live load and Min load bearing capacity and Functional demands, Mechanical properties at www.ecophon.com.



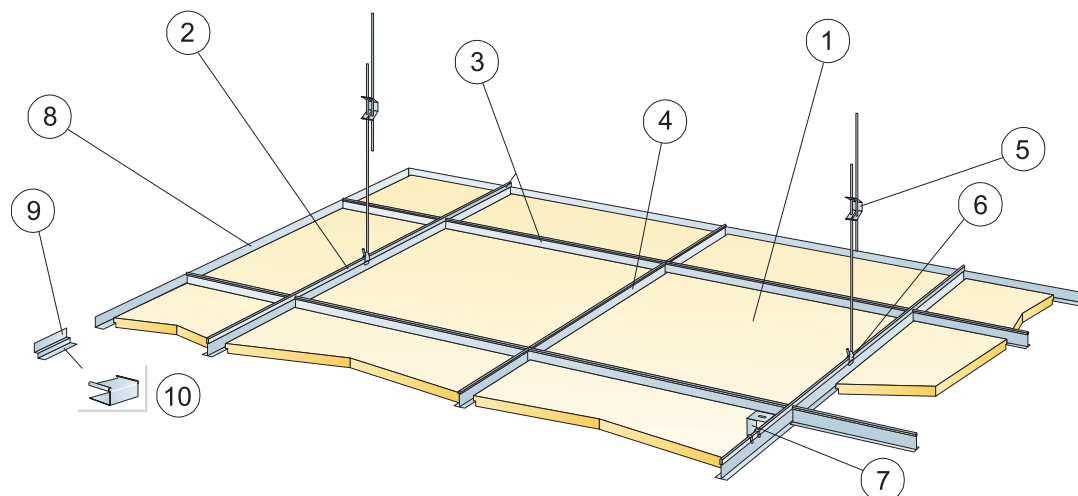
Installation

Installed according to installation diagrams, installation guides and drawing aid. (The tiles to be installed according to the arrows on the back of the tile.)



CE

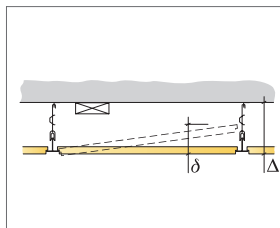
The CE marking confirms important product performance such as sound absorption, emissions, fire safety and load bearing capacity. All Ecophon ceiling products are CE marked according to European standard EN13964, and individual product performance is declared in Declaration of Performance (DoP) documents.



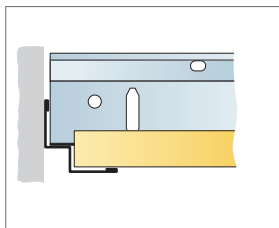
© Ecophon Group

QUANTITY SPECIFICATION (EXCL. WASTAGE)

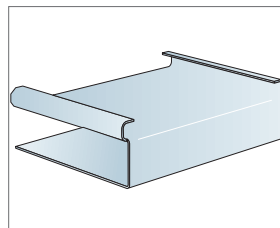
		Size, mm	
		600x600	1200x600
1	Advantage E	2,8/m ²	1,4/m ²
2	Connect T24 or T15 Main runner, installed at 1200 mm centres (max. distance from wall 600 mm, can be extended up to 1200 mm if no live load between Main runner and wall).	0,9m/m ²	0,9m/m ²
3	Connect T24 or T15 Cross tee, L=1200 mm, installed at 600 mm centres	1,7m/m ²	1,7m/m ²
4	Connect T24 or T15 Cross tee, L=600 mm	0,9m/m ²	-
5	Connect Adjustable hanger, installed at 1200 mm centres (max. distance from wall 600 mm)	0,7/m ²	0,7/m ²
6	Connect Hanger clip (not to be used in swimming hall environments)	0,7/m ²	0,7/m ²
7	For direct installation: Connect Direct bracket, installed at 1200 mm centres	0,7/m ²	0,7/m ²
8	Connect Angle trim, fixed at 300 mm centres	as required	as required
9	Connect Shadow-line trim, fixed at 300 mm centres	as required	as required
10	Connect E-plug 0158/0154 (for Shadow-line trim)	as required	as required
Δ Min. overall depth of system, with Adjustable hanger: 110 mm, with Direct bracket: 60 mm.		-	-
δ Min. demounting depth: T15: 110 mm, T24: 90 mm		-	-



See Quantity specification



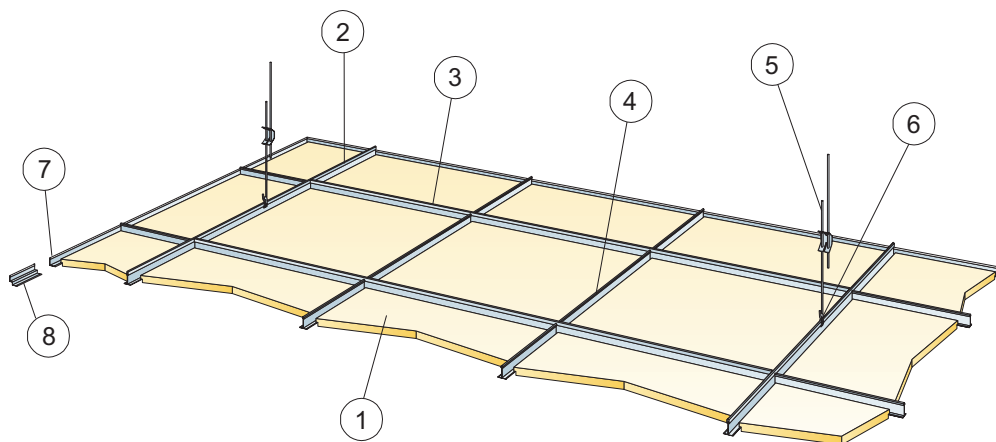
Straight cut, panel resting on shadow-line trim.



Connect E-plug

Size, mm	Max live load [N]	Min load bearing capacity [N]
600x600	50	160
1200x600	50	160

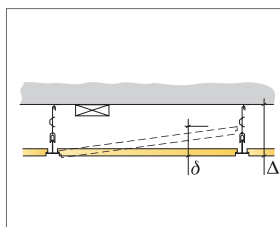
Live load/load bearing capacity



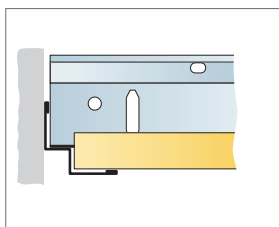
© Ecophon Group

QUANTITY SPECIFICATION (EXCL. WASTAGE)

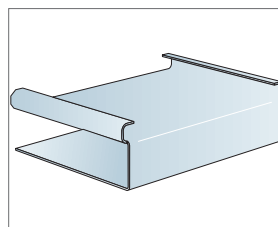
		Size, mm
		600x600
1	Advantage E	2,8/m ²
2	Connect T24 Main runner, installed at 1800 mm centres (max. distance from wall 600 mm, can be extended up to 1200 mm if no live load between Main runner and wall).	0,56m/m ²
3	Connect T24 Cross tee, L=1800 mm	1,7m/m ²
4	Connect T24 Cross tee, L=600 mm centres	1,1m/m ²
5	Connect Adjustable hanger, installed at 1200 mm centres (max. distance from wall 600 mm)	0,46/m ²
6	Connect Hanger clip	0,46/m ²
7	Connect Angle trim, fixed at 300 mm centres	as required
8	Alt. Connect Shadow-line trim, fixed c300	as required
Δ Min. overall depth of system, with Adjustable hanger: 100 mm, with Direct bracket: 50 mm		-
δ Min. demounting depth: 120 mm		-



See Quantity specification



Straight cut, panel resting on shadow-line trim.



Connect Eplug

Size, mm	Max live load [N]	Min load bearing capacity [N]
600x600	20	160

Live load/load bearing capacity