

blackICE

blackICE makes a bold new statement in our ICE product range, offering the same great design and build quality as the popular polarICE but all in black. In a world where so much in the office is now white, blackICE with its cool black curves offers a stylish alternative. With an optional integrated Twin USB Fast charger (TUF^{5A}), plus country specific AC sockets, the modern office worker will never be short of safe charging facility. With our data and AV connectivity options, blackICE is available in almost any configuration you can think of!

A wide range of fixing options are available for blackICE allowing units to be easily mounted to toolrails, equipment rails and furniture panels as well as desktops of varying thicknesses. blackICE has been designed to allow shape customisation, either before or after the unit is installed. The changes allow blackICE to match the overall workplace scheme – with flat, rounded or even custom-made endcaps. All OE Electrics products are manufactured to enable compliance with BS6396 or BS7671 where relevant. UK sockets incorporate fuses as standard with colour coded inserts indicating fuse rating. Unfused sockets may be specified where applicable.

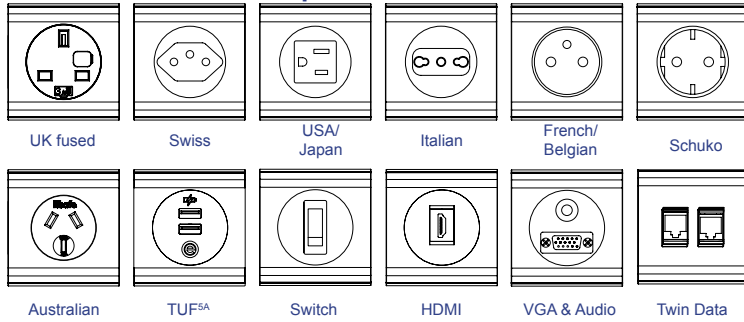
USPs

- 'Cool' black curves offers a stylish alternative to the desktop
- Available with TUF charger
- Part of the 'polar' family
- BS6396 compliant (where applicable)
- Available with power sockets from different nationalities



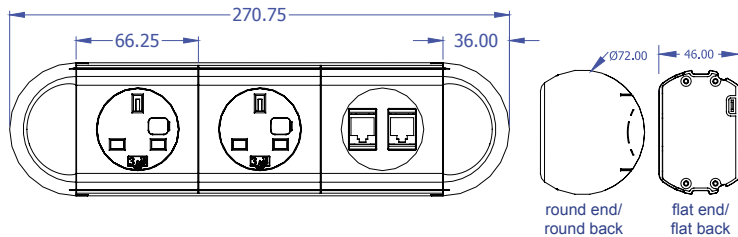
technical

Common Modular Components*



*See website for more

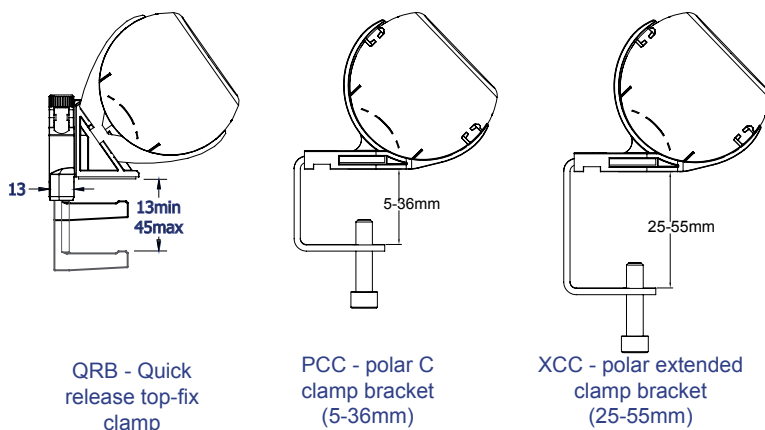
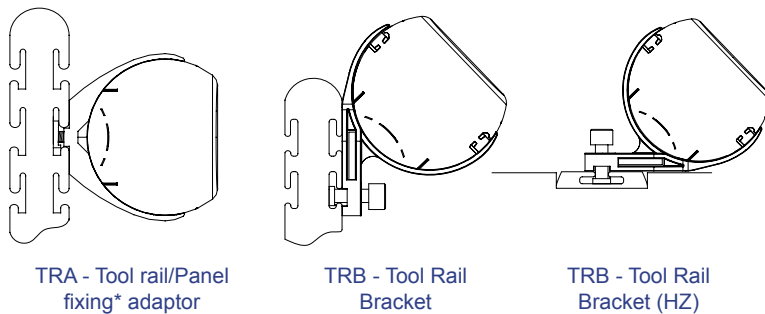
Standard Unit Lengths



Standard Fixings

- QRB Quick Release Bracket 13 - 45mm
- PCC Polar C Clamp Bracket 5-36mm
- XCC Extended Clamp Bracket 25-55mm
- TRA Toolrail/Panel Adaptor*
- TRB Tool Rail Bracket*

*Please call to confirm screen/toolrail compatibility



Features

Configuration:

Power only / Data only / Combined (Power & Data/AV)
Internal segregation between Power and Data/AV in combined blackICE

Insulation:

Earthed aluminium casing with fire retardant ABS fascias. Internal 2000V protective membrane is incorporated to give additional insulation/protection.

Earth Bonding:

Discreet 'easy-connect' earth terminal in endcap of unit as standard via female push-on.

Fusing: (to enable compliance to BS6396)

UK sockets are fitted with our 5 x 20mm anti-surge ceramic fuses, with colour-coded fuseclips to denote the rating (3.15A/5A)

Security:

Anti-Flex system: A unique full length locking system, which guarantees unit integrity, regardless of the length of the unit.

Testing:

100% testing - continuity, polarity, insulation & earth

Soft Wiring (power)

Power hardwired to Wieland GST connector option allows starter cables to be changed to suit requirements, especially useful during moves and changes (CHURN)

Soft Wired Data

As well as soft-wired power, blackICE can accommodate soft wired data. Using our inline couplers, data cables can be changed "on-site" to accommodate changes in length often associated with churn. Where keystone sockets are used, our unique colour coded range of adaptors allow keystone sockets to be fitted 'flush'.

Soft Fixing

blackICE is designed to allow brackets to be changed on-site. Unless stated otherwise, blackICE can simply be moved (using the same bracket) or attached to another feature on the desk simply by changing the bracket

Data fascias allow data cabling to pass straight through blackICE, ensuring the integrity of cables which have a minimum bend radii (CAT5e, CAT6, etc)